

# 'INTERRA

*Developer of Uniqueness*



**General  
Catalogue**

# Contents

About Interra

## **KNX System Devices**

KNX Touch Panels  
KNX Switch Series  
KNX Actuators  
KNX Input Modules  
KNX System Components  
KNX Multi Sensor Series  
KNX Bus Cable

## **KNX Gateways**

KNX / AC Gateways  
KNX / DALI Gateways  
KNX / DMX Gateway  
KNX / IR Gateway  
KNX / RF Media Coupler

## **Building Automation Servers**

iS12 Master Control  
iS1 Master Control  
iBMS Hotel GRMS and BMS  
SIP Server  
iNode Logic Server  
Concierge Server  
Elevator Control Server

## **KNX Hotel Modules**

## **IP System Devices**

EIO Modules

## **KNX / RF System Solutions**

## **DALI System Devices**

DALI Master Controller  
DALI Multi Sensor Series  
DALI Binary Input Series  
DALI / KNX Gateways  
DALI Drivers

## **Building Video Communication**

Outdoor Video Stations  
Indoor Monitors  
Access Controller

## **Stand Alone Controls**

Multi Conventional Sensors  
Conventional Detectors  
Conventional DND Modules

## **Your Complete Solution Partner for Smart Building Systems**

## **Some of our References Worldwide**

Residential References  
Commercial References  
Hotel References

03

07

65

78

85

86

88

92

102

108

113

114



# Medeni Kahraman

At Interra, we are more than just a technology company—we are architects of progress, leveraging the power of innovation to propel society into a smarter, more sustainable future. Our unwavering commitment to visionary leadership and innovative management has been the driving force behind our sustained success.

At the heart of our growth lies a dedication to excellence in product development, where quality, functionality, and unique design converge to shape the future of smart technology. We strive to enhance quality of life and cultivate environments that are not just functional, but truly livable. Through the fusion of efficiency-driven technologies and value-added innovation, we endeavor to make life easier for people worldwide.

With a legacy of innovation since 2008, Interra stands proudly at the forefront of sectoral advancement. Our global footprint, spanning more than 100 countries, speaks to our commitment to delivering swift, efficient solutions without compromising on quality. As we look to the future, our investment in research and development accelerates, driving collaboration across borders and shaping the smart world of tomorrow.

Our vision is clear: to emerge as a global leader shaping the future of the smart world through our innovative technology, courageous spirit, and entrepreneurial ethos. Grounded in engineering excellence, we strive not just to meet, but to exceed the expectations of our customers, leaving an indelible mark on the world we inhabit.

**Medeni Kahraman**  
CEO





*Developer of  
Uniqueness*

## About Interra

INTERRA is at the forefront of revolutionizing smart home technology, specializing in the development of innovative KNX-based software and hardware solutions. With a steadfast commitment to excellence, our experienced R&D teams ensure that each product not only meets but exceeds the highest quality standards.

INTERRA has been a pioneer in the field of smart building automation since 2008, achieving global recognition and success. Our team of over 150 talented engineers and professionals spans across more than 100 countries, driving our mission to provide unique and sustainable smart building solutions.

Our extensive portfolio caters to a diverse range of needs, from residential villas to commercial complexes, offering safe, intelligent, and eco-friendly solutions. Guided by our core value of "Developer of Uniqueness," we continuously innovate, pushing the boundaries of smart building technology.

As the market leader in Türkiye, INTERRA is committed to extending its success to neighboring regions. By establishing local offices, we aim to provide unparalleled services to customers while fostering a culture of education and continuous improvement among our teams worldwide. Our focus on standardized quality across production, sales, and after-sales support ensures that INTERRA remains synonymous with excellence in smart building solutions.





## ↳ About Interra

Each  
Interra  
product is  
designed  
to be  
unique.

In 2008, Interra was established as a local smart home brand to close the product gaps of international KNX brands in the direction of the needs of the Turkish market. With this aim, Interra released its first KNX touch panel and combo actuators and they became the most selling KNX products in Türkiye in a short term. Especially with the minimalistic, slim, and timeless design of Interra panels, Interra has written its name to the biggest KNX projects in Türkiye and become a well-known brand shortly. After a while, Interra decided to increase its range to provide 100% project solutions to each project in Türkiye without the needs of any other KNX brand and be a market leader.

Interra drives its all global operations including R&D, manufacturing, marketing and sales in its 8 floors headquarters in Istanbul. Interra R&D Center is renovated in 2022 as a technology campus and has more than 150 talented engineers providing solutions to the industry with its specific needs right now. Interra is the first developer and manufacturer of the KNX touch panels, KNX switches, KNX actuators, KNX / AC gateways, and KNX IP routers in Türkiye. With our core value, all of these first products also got attention globally with their unique features in them.



## KNX System Benefits for Building Automation

INTERRA is a leading provider of building automation solutions, driven by a team of experienced hardware and software R&D experts. With a strong focus on innovation and quality, INTERRA has developed a comprehensive portfolio of KNX certified products and solutions, representing nearly 90% of our offerings. From advanced automation devices to intuitive software platforms, INTERRA empowers customers to create intelligent, efficient, and sustainable buildings tailored to their needs. With a commitment to excellence and a passion for cutting-edge technology, INTERRA is your trusted partner for building automation solutions.

Here are the benefits of KNX system for building automation solutions :

**Interoperability:** KNX is an open and standardized protocol, allowing seamless integration of devices and systems from different manufacturers. This interoperability ensures compatibility and flexibility, enabling comprehensive building automation solutions that can evolve and expand over time.

**Scalability:** KNX systems are highly scalable, making them suitable for buildings of all sizes, from single-family homes to large commercial complexes. Whether it's a small renovation project or a multi-building development, KNX can accommodate diverse requirements and scale to meet changing needs.

**Flexibility:** KNX offers unparalleled flexibility in system design and configuration, allowing customization to suit specific applications, user preferences, and building requirements. From lighting control and HVAC management to security and energy management, KNX can be tailored to meet various use cases and scenarios.

**Centralized Control:** KNX enables centralized control and management of all building functions through a single interface, providing users with convenient access and comprehensive oversight of their building automation systems. This centralized approach enhances operational efficiency, streamlines maintenance, and simplifies user interaction.

**Energy Efficiency:** KNX promotes energy efficiency and sustainability by optimizing the use of resources such as lighting, heating, and ventilation. Advanced features such as occupancy sensing, daylight harvesting, and load shedding help reduce energy consumption, lower utility costs, and minimize environmental impact.

**Enhanced Comfort and Convenience:** KNX enhances occupant comfort and convenience by providing intelligent automation and personalized control of building systems. Whether it's adjusting lighting levels, setting temperature preferences, or managing security settings, KNX empowers users to create customized environments that meet their needs and preferences.

**Reliability and Stability:** KNX systems are renowned for their reliability, robustness, and stability, ensuring uninterrupted operation and minimal downtime. With built-in fault tolerance mechanisms and decentralized architecture, KNX systems offer high levels of resilience and performance, even in challenging environments.

**Future-Proof Technology:** KNX is a future-proof technology with a long track record of innovation and evolution. As new devices, applications, and functionalities emerge, KNX continues to adapt and expand, ensuring compatibility and longevity for building automation investments.

# 1 DALI Benefits for Building Automation Solutions

INTERRA's range of DALI-certified products, including sensors, input modules, masters, gateways, and drivers, are designed to leverage the full potential of the DALI protocol. These products offer advanced features such as seamless integration with KNX systems, user-friendly interfaces, and robust performance in demanding environments, ensuring that your building automation system is equipped with the most efficient and reliable lighting solutions.

## Here are the benefits of DALI system for building automation solutions :

### Precise Lighting Control:

DALI offers users precise control over lighting systems, enabling individual or grouped control of lights with unparalleled accuracy. This flexibility allows for tailored lighting solutions that can adjust to the specific needs of different environments, whether it's dimming lights for ambiance or increasing brightness for tasks.

### Energy Efficiency:

DALI systems contribute significantly to energy savings by optimizing lighting usage based on occupancy, daylight levels, and time schedules. The integration of advanced sensors, such as daylight and occupancy sensors, ensures that lights are used only when needed, reducing energy consumption and lowering operational costs.

### Enhanced Comfort and Well-being:

By providing smooth and flicker-free dimming, DALI systems enhance occupant comfort and well-being. The ability to create dynamic lighting scenes that mimic natural daylight patterns can improve productivity and mood, making DALI an essential component of human-centric lighting strategies.

### Scalability and Flexibility:

DALI's modular architecture allows for easy expansion and adaptation to changing requirements. Whether it's a single room or an entire building, DALI systems can be scaled up

or down to meet the specific demands of any project. This flexibility ensures that the lighting system can grow with the building, accommodating future needs without requiring a complete overhaul.

### Interoperability and Integration:

As an open and standardized protocol, DALI ensures seamless interoperability between products from different manufacturers. This compatibility allows for the integration of various devices, such as sensors, gateways, and drivers, into a cohesive lighting system that can interact with other building automation systems, including KNX, for a unified building automation solution.

### Reliability and Stability:

DALI systems are designed for reliability, with built-in features like automatic addressing, fault detection, and feedback reporting. This ensures that the lighting system remains operational with minimal maintenance, providing peace of mind to users and reducing the risk of downtime.

### Future-Proof Technology:

DALI continues to evolve, with ongoing developments that expand its capabilities and ensure long-term relevance. By adopting DALI, users invest in a future-proof lighting system that can adapt to new technologies and standards, safeguarding their building automation investments.

# iX

## Exclusive Series

Your Home, Your Imagination



# KNX System Devices

## KNX Touch Panels

### iX10 - 10.1" KNX Touch Panel

#### One Device, Multiple Solutions

iX10 - 10.1" KNX Touch Panel offers functionality and versatility, consolidating control of various systems into a single interface with its sleek and modern design.

Available in two distinct models - With Frame and Full Screen - the iX10 seamlessly integrates into any environment, offering flexibility to match your aesthetic preferences and spatial requirements. User interaction is facilitated through the feedback function featuring RGB LEDs. iX10's new modular hardware structure, seamlessly integrates with building management, hotel management, and third-party systems and installation is both quick and effortless, thanks to the modern mechanical design.

iX10 also features the Hey Interra! Offline AI Voice Assistant, enabling voice control even without an internet connection. With cloud-based secure mobile control, users can remotely access and manage the iX10. Additionally, integrated thermostat control ensures optimal comfort and energy efficiency.

The iX10 touch panel features a hassle-free installation process, thanks to its innovative design with four magnets. Simply attach the panel to any compatible surface using the four magnets on the corner of mounting box, and you're ready to go : Easy and robust installation!

NEW



With Frame

NEW



Full Screen

#### iX10 Features



Thermostat Control



Hey Interra! AI Offline Voice Assistant




Secure Cloud Remote Control



New/Easy Mechanical Installation



Dynamic Feedback



Strong Hardware Power



# KNX System Devices

## KNX Touch Panels

### iX10 - 10.1" KNX Touch Panel

#### Cloud integration and End- To-End Encryption

The iX10 Touch Panel offers a flexible and secure control experience using any combination of below solution options or a single solution:

##### Local Network:

Connect your iX10 Touch Panel to your local network and control it without needing a static IP or cloud service. This allows easy management when your device and phone are on the same network.

##### Static IP:

Ideal for those who do not want to use cloud services, this option lets you control your device remotely by obtaining a static IP. This method combines the advantages of the first option with a static IP, offering reliable and easy management.

##### Cloud Integration:

The iX10 Touch Panel provides remote control capabilities without the need for a static IP through Interra's cloud service. With cloud integration, you can make your panel easily accessible from anywhere and securely protect your data with end-to-end encryption.



# KNX System Devices

## KNX Touch Panels

### iX10 Series Products Codes & Descriptions



#### iX10 10.1" KNX Touch Panel Full Screen

Product Code	Dimensions (W×H×D)	Notes
ITR110-0400	273 x 205 x 64,45 mm	Full screen
ITR110-1400	273 x 205 x 64,45 mm	Full screen KNX
ITR110-2400	273 x 205 x 64,45 mm	Full screen PoE+
ITR110-3400	273 x 205 x 64,45 mm	Full screen KNX and PoE+



#### iX10 10.1" KNX Touch Panel With Frame

Product Code	Dimensions (W×H×D)	Notes
•ITR110-0410	268 x 200 x 58,50 mm	With frame
•ITR110-1410	268 x 200 x 58,50 mm	With frame KNX
•ITR110-2410	268 x 200 x 58,50 mm	With frame PoE+
•ITR110-3410	268 x 200 x 58,50 mm	With frame KNX and PoE+

•When ordering framed models, please ensure to include the corresponding frame code based on the desired frame color in addition to the main product code.




#### iX10 Touch Panel Flush Mounting Box

Product Code	Dimensions (W×H×D)	Notes
ITR110-9400	257,50 x 191,20 x 59,50 mm	4 magnets are included for mounting. Requires a professional assembly.

### iX10 - 10.1" KNX Touch Panel Frames




ITR110-8401 Black Colour Frame




ITR110-8404 Rose Gold Colour Frame



ITR110-8402 White Colour Frame



ITR110-8405 Bronze Colour Frame



ITR110-8403 Gold Colour Frame



ITR110-8406 Silver Colour Frame



# KNX System Devices

## KNX Touch Panels

### iX10 10.1" Touch Panel Interfaces

#### Customizable Color Interfaces of iX10

Choose from 9 vibrant color interfaces to match your decor and style. Easily customize settings and themes through a straightforward and intuitive menu.

#### Color Options

The iX10 Touch Panel series offers a palette of 9 striking color interfaces, allowing you to personalize your device to fit your aesthetic preferences:

**Black:** For a classic and sophisticated look.

**White:** Clean and modern, perfect for any setting.

**Brown:** Adds a warm, earthy tone to your environment.

**Blue:** A calming and serene option.

**Red:** Bold and dynamic, making a strong statement.

**Green:** Fresh and vibrant, adding a touch of nature.

**Yellow:** Bright and cheerful, bringing energy to your space.

**Purple:** Rich and luxurious, for a touch of elegance.

**Cyan:** iX10 default color. Cool and refreshing, ideal for a modern look.



#### Cyan (default color)



# KNX System Devices

## KNX Touch Panels

### Interra 4 - KNX Touch Panels

#### Never goes out of style!

Your home will never go out of style with Interra 4's minimalistic, slim and timeless design with a 5mm screen thickness. Interra 4 touch panels offer not just one, but two sleek and intuitive touch panels in 10.1" and 7" variants to seamlessly integrate into your smart home setup. Designed to control the entire smart building system from a single smart point. It can control complex systems such as switches, sensors, lighting, heating systems, camera, alarm systems, and many more from a central point.



Its embedded home server provides mobile control and increases the comfort of your life with its user-friendly UI. Its timer feature allows you to create scheduled automation scenarios. Its 3 5A output relays and 3 inputs create an opportunity to be more flexible in the projects.




#### Control Everything

It allows you to control easily all daily routines of a smart building from lighting, blinds, personalized room scenes, time programs to room temperature, data from your weather station to be easily controlled by one device.



#### Concierge Services

With Interra Concierge Server, add an extra value to your project by enabling site management to provide site management operations such as dues, announcements, invoices, messaging, and services such as spa, taxi, valet, and dry cleaning.



#### Mobile Control

Whether blinds, lights, heating, air conditioning, scenes, cameras or time programs, Interra 4 Touch Panels provide full mobile control for all the needs of a smart life by matching with our free InterraPro application which can be downloaded on App Store or Google Play.



#### Intercom Services

If you have an outdoor video station at your home, Interra 4 Touch Panel can be used as an indoor video station for controlling intercom services such as viewing the guests, communicating with them, opening the outdoors, getting notifications and many more.



# KNX System Devices

## KNX Touch Panels

### Interra 4 - KNX Touch Panel Series



#### Interra 4 - 10.1" KNX Touch Panel - Android

Product Code	Dimensions (W×H×D)	Notes
•TR110-0104	345 x 232 x 36 mm	<b>Display resolution:</b> 1920 x 1080p @ 60 Hz <b>CPU:</b> ARM Cortex A7 Dual-Core 2 x 1.2 GHz <b>Network:</b> 100 Mbps Ethernet or USB WIFI <b>Connectors:</b> 3 Relay Outputs (5A) & 3 Inputs <b>Memory:</b> 1 GB DDR3 <b>Storage:</b> 8 GB EMMC <b>Protection Class:</b> IP 20 <b>Power Supply:</b> 12 V DC

• The Interra 4 10.1" touch panels come with frames that are available in different colors and materials. Each frame has a separate product code to accommodate various customization options. Please ensure that the desired frame's product code is included in your order when purchasing the panel.



#### Interra 4 - 7" KNX Touch Panel - Android

Product Code	Dimensions (W×H×D)	Notes
•ITR107-0104	260 x 167 x 36 mm	<b>Display resolution:</b> 1920 x 1080p @ 60 Hz <b>CPU:</b> ARM Cortex A7 Dual-Core 2 x 1.2 GHz <b>Network:</b> 100 Mbps Ethernet or USB WIFI <b>Connectors:</b> 3 Relay Outputs (5A) & 3 Inputs <b>Memory:</b> 1 GB DDR3 <b>Storage:</b> 8 GB EMMC <b>Protection Class:</b> IP 20 <b>Power Supply:</b> 12 V DC

• The Interra 4 7" touch panels come with frames that are available in different colors and materials. Each frame has a separate product code to accommodate various customization options. Please ensure that the desired frame's product code is included in your order when purchasing the panel.

### Interra 4 - 10.1" Touch Panel Frames



#### Interra 4 - 10.1" Touch Panel Frame - Black Acrylic

Product Code	Dimensions (W×H×D)	Notes
ITR110-0205	345 x 34 x 2 mm	The frames you order according to your preference are delivered to you in the touch panel box. Doesn't require a professional assembly.

#### Interra 4 - 10.1" Touch Panel Frame - Black Aluminium

Product Code	Dimensions (W×H×D)	Notes
ITR110-0204	345 x 34 x 2 mm	The frames you order according to your preference are delivered to you in the touch panel box. Doesn't require a professional assembly.



# KNX System Devices

## KNX Touch Panels

### Interra 4 - 7" Touch Panel Frames



#### Interra 4 - 7" Touch Panel Frame - Black Acrylic

Product Code	Dimensions (W×H×D)	Notes
ITR107-0202	360 x 28 x 2 mm	The frames you order according to your preference are delivered to you in the touch panel box. Doesn't require a professional assembly.



#### Interra 4 - 7" Touch Panel Frame - Black Aluminium


Product Code	Dimensions (W×H×D)	Notes
ITR107-0201	360 x 28 x 2 mm	The frames you order according to your preference are delivered to you in the touch panel box. Doesn't require a professional assembly.

### Interra 4 - Touch Panel Flush Mounting Boxes



#### Interra 4 - 10.1" Touch Panel Flush Mounting Box

Product Code	Dimensions (W×H×D)	Notes
ITR110-9004	330 x 195 x 68.5 mm	Requires a professional assembly.



#### Interra 4 - 7" Touch Panel Flush Mounting Box

Product Code	Dimensions (W×H×D)	Notes
ITR107-9004	252 x 161 x 68,5 mm	Requires a professional assembly.



# KNX System Devices

## KNX Touch Panels

### Interra i7+ - KNX Touch Panels

#### Unique elegance and design

Interra i7+ is increasing the quality and the comfort of the living spaces with its unique elegance and vertical design. It's a great choice for whom like minimalistic but powerful products. With the 5 mm screen thickness and small frames, i7+ is one of the best options for those who are looking for modern and stylish living spaces.



#### Control Everything

It allows you to control easily all daily routines of a smart building from lighting, blinds, personalized room scenes, time programs to temperature, data from your weather station to be easily controlled by one device.



#### Concierge Services

With Interra Concierge Server, add an extra value to your project by enabling site management to provide site management ons such as dues, announcements, invoices, messaging, and services such as spa, taxi, valet, and dry cleaning.



#### Mobile Control

Whether blinds, lights, heating, air conditioning, scenes, cameras, or time programs, Interra i7+ Touch Panel provide complete mobile control for all the needs of a smart life by matching with our free InterraPro application which can be downloaded on App Store or Google Play.



#### Intercom Services

If you have an outdoor video station at your home, Interra i7+ Touch Panel can be used as an indoor video station for controlling intercom services such as viewing the guests, communicating with them, opening the outdoors, getting notifications, and many more.



# KNX System Devices

## KNX Touch Panels

### Interra i7+ - KNX Touch Panels Series



#### Interra i7+ - 7" KNX Touch Panel - Android

Product Code	Dimensions (W×H×D)	Notes
•ITR165-0002	170 x 65 x 90 mm	<b>Display resolution:</b> 1920 x 1080p @ 60 Hz <b>CPU:</b> ARM Cortex A7 Dual-Core 2 x 1.2 GHz <b>Network:</b> 100 Mbps Ethernet or USB WIFI <b>Connectors:</b> 3 Relay Outputs (5A) & 3 Inputs <b>Memory:</b> 1 GB DDR3 <b>Storage:</b> 8 GB EMMC <b>Protection Class:</b> IP 20 <b>Power Supply:</b> 12 V DC

•The i7+ touch panel comes with a fixed frame that is permanently mounted on the screen. This frame has a separate product code to allow for customization according to the customer's preferences. Please ensure that the frame's product code is included in your order.

### Interra i7+ - 7" Touch Panel Frames



#### Interra i7+ - 7" Touch Panel Frame - Black Acrylic

Product Code	Dimensions (W×H×D)	Notes
ITR165-1002	170 x 19 x 1 mm	The frame is mounted on the i7+ screen and unremovable. Please add frame code in your order.

### Interra i7+ - 7" Touch Panel Flush Mounting Boxes



#### Interra i7+ - 7" Touch Panel Mounting Box

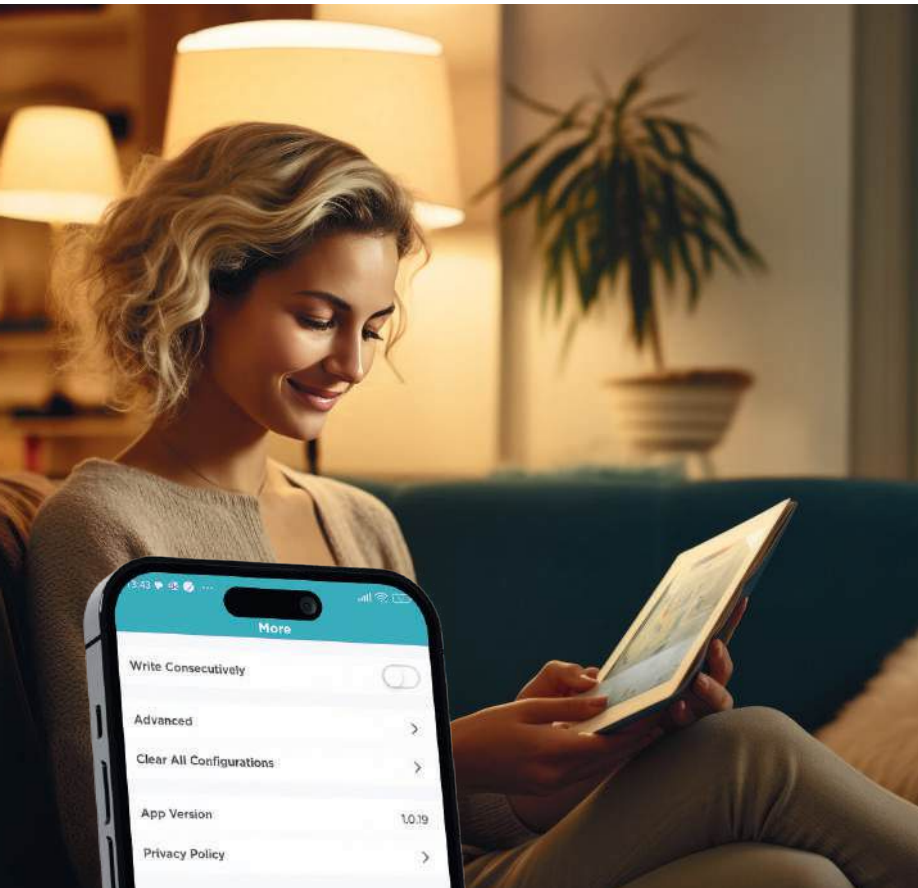
Product Code	Dimensions (W×H×D)	Notes
ITR165-9005	116 x 201 x 65 mm	Flush mounted, metal, requires a professional assembly.



# KNX System Devices

## KNX Touch Panels

## InterraPro Mobile Solutions



### InterraPro Application

With the free Mobile and Smart Watch application developed by Interra engineers, your home is at your fingertips wherever you are! By downloading InterraPro application and matching it with your Touch Panel, you can quickly and easily control your home from your mobile phone or smart watch.

Did it rain when you left the house?

Not sure if you forgot windows open?

Does your house feel stuffy when you come in the evening?

What would it be like if the living room was ventilated naturally before you arrived?

We remove all these questions from your life with Interra Mobile smart home solutions.



Your home  
is one-click  
away with  
InterraPro



# iX4

Choose **your color** and explore the future of smart living today



# KNX System Devices

## KNX Touch Panels

### Interra iX4 - 4" KNX Touch Panel

#### Small, slim but extremely smart!

4" KNX Touch Panel; Interra iX4 is a new generation customizable mini smart home panel that provides great flexibility in terms of room controlling and architectural design and provides efficient solutions for residential or commercial applications. Its user-friendly and customizable user interface (1x2, 1x4, 2x4) makes smart buildings easier to control and removes the complexity from your life. All layouts and colors can be customizable according to your needs.

- Up to 128 functions can be controlled separately
- Integrated Temperature, Humidity, Brightness, Proximity and Air Quality Sensor (Optional)
- Various models different models; with/without AQL,
- Lighting Control, Thermostat Control, AC Control, Music System Control, RGB or RGBW Control, Dimming Control, Tunable White Control and Shutter / Blinds / Jalousie Control
- Password Lock, Adjustable Clock, Shutter Control, Timer Scenarios
- Supporting up to 13 languages
- 4x External Input: 2x Digital Input, 2x Digital or Analog Input
- Cleaning mode, IPS Touch Screen
- Black and White color options
- Configuration with ETS



#### Interra iX4 - 4" KNX Touch Panel

Product Code	Dimensions (W×H×D)	Notes
ITR330-XXXX	84 x 100 x 8.6 mm	Mounting accessories are included in the box.

### Interra iX4 Features



Lighting Control



RGB Dimming



Tunable White



Music System Control



HVAC / Floor Heating Control



Shutter Control



Timer Scenarios



Cleaning Mode



Password Lock

# KNX System Devices

## KNX Touch Panels

### Interra iX4 Interfaces




Mainpage



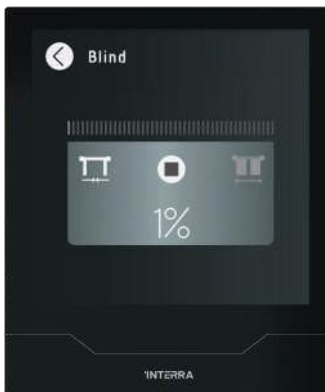
Customizable Main Page



Multifunctional Page



Dimming & Tunable White Control



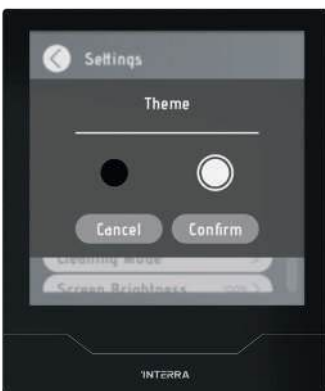
Shutters & Blinds Control



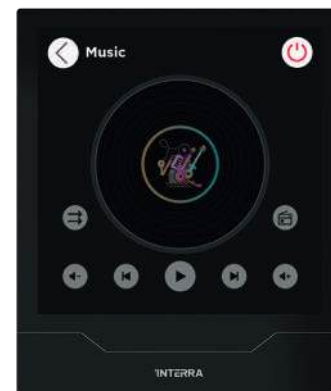
RGBW Control



Air Conditioner Control



Settings



Music System Control



# KNX System Devices

## KNX Touch Panels

### iX4 Series Product Codes & Descriptions

Product Code	Definition
ITR330-0011	Black Glass, Black Case
ITR330-0021	Black Glass, White Case
ITR330-0031	Black Glass, Gold Case
ITR330-0041	Black Glass, Rose Gold Case
ITR330-0051	Black Glass, Bronze Case
ITR330-0061	Black Glass, Silver Case
ITR330-2011	Black Glass, Black Case w/ AQI
ITR330-2021	Black Glass, White Case w/ AQI
ITR330-2031	Black Glass, Gold Case w/ AQI
ITR330-2041	Black Glass, Rose Gold Case w/ AQI
ITR330-2051	Black Glass, Bronze Case w/ AQI
ITR330-2061	Black Glass, Silver Case w/ AQI
ITR330-0012	White Glass, Black Case
ITR330-0022	White Glass, White Case
ITR330-0032	White Glass, Gold Case
ITR330-0042	White Glass, Rose Gold Case
ITR330-0052	White Glass, Bronze Case
ITR330-0062	White Glass, Silver Case
ITR330-2012	White Glass, Black Case w/ AQI
ITR330-2022	White Glass, White Case w/ AQI
ITR330-2032	White Glass, Gold Case w/ AQI
ITR330-2042	White Glass, Rose Gold Case w/ AQI
ITR330-2052	White Glass, Bronze Case w/ AQI
ITR330-2062	White Glass, Silver Case w/ AQI

**iX4 4" KNX  
Touch Panel**





Elevate your  
smart home  
experience with **iX3**

# KNX System Devices

## KNX Touch Panels

### Interra iX3 - 4" KNX Touch Panel

**NEW**

Elevate your smart home experience with iX3

- 6 Different Pages, Up to 44 Control Points
- Full Control of Illumination
- Special Thermostat Page
- Built-in Temperature, Humidity, Brightness and Air Quality Sensor (Optional)
- 13 Different Language Options
- 2x External input: Both can be used as digital and/or analog
- Sound Feedback
- Black - White, Monoblock Design and Easy Assembly



### Interra iX3 Features



Up to 44 Control Points



13 Different Language Options



Sound Feedback



Full Control on Lighting



Special Thermostat Page



2x Input (Digital and/or Analog)



# KNX System Devices

## KNX Touch Panels

### iX3 Series Product Codes & Descriptions

#### iX3 4" KNX Touch Panel Series

Product Code	Product Definition
ITR331-0001	Black Glass
ITR331-2001	Black Glass w/AQI
ITR331-0002	White Glass
ITR331-2002	White Glass w/AQI

### iX3 4" KNX Touch Panel

### Interra iX3 Interfaces



Mainpage



Multifunctional Page (Sample 1)



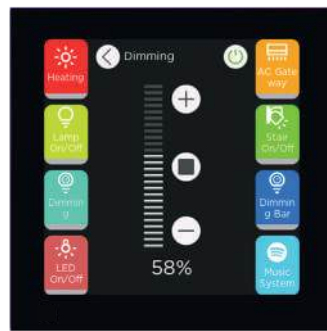
Multifunctional Page (Sample 2)



Multifunctional Page (Sample 3)



Lighting Control



Dimming Control



AC Control



Thermostat Control



Shutter/Blinds/Jalousie Control



RGB/RGBW Control




Tunable White Control



Music System Control





Empower  
**Comfort**  
Simplify **Control**



# KNX System Devices

## KNX Touch Panels

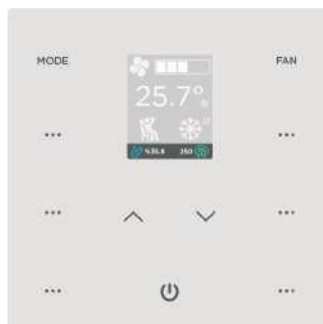
### Interra iX2 - 2" KNX Touch Panel

Introducing the iX2, a sophisticated 2-inch touch panel designed for seamless control and intuitive interaction. Perfect for modern smart buildings and advanced automation systems, the iX2 combines functionality with sleek aesthetics. Available in two versions to suit your needs: without a screen or with a thermostat screen.



### Empower Comfort, Simplify Control

- Built-in Temperature, Humidity, Brightness and Air Quality Sensor (Optional)
- Black - White, 4 Main Models with and without Screen
- 2 Adjustable Input (Digital/Analog)
- Easy Assembly with Monoblock Design
- Master / Slave Thermostat Feature
- Adjustable control bar in model without screen to control lighting, blind, thermostat, air quality status (for with AQ sensor versions only)
- Customizable button LEDs



## iX2 Without Screen Version: Featuring an Innovative Control Bar

**Control Bar:** Centrally located for easy access, the control bar allows for precise manual adjustments for controlling lighting, blind, thermostat, air quality status (for with AQ sensor versions only). Simply touch and move the bar up or down to set your desired mode.

**Dynamic LED Feedback:** The middle bar features color-coded LED lights that provide instant visual feedback for thermostat, air quality status, lighting and blind controls.

### Thermostat Control Feedback:



**Cooling Active:**  
The light turns blue to indicate cooling is active.



**Heating Active:**  
The light turns red to indicate heating is active.


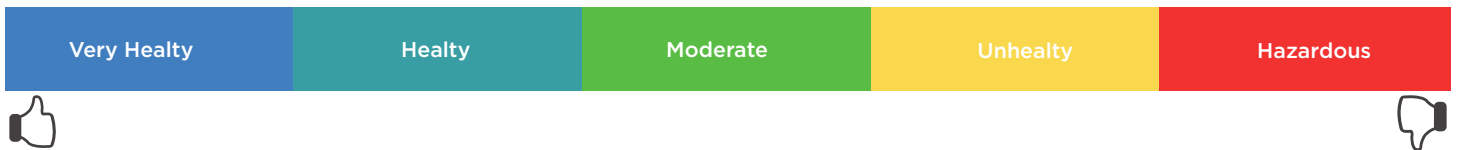


**Manual Adjustment:**  
The light turns white when changing thermostat setpoint.



**Target Temperature Reached:**  
The light turns green once the desired temperature is achieved.

### Air Quality Status Indicator:



### Customizable Button LEDs:

Three-point LEDs on both the right and left sides can be personalized via ETS software. Choose from red, green, yellow, blue, magenta, cyan or white LEDs to match your system's requirements or aesthetic preferences.



## iX2 with Thermostat Screen Version:

**Thermostat Display:** This version features a clear and easy-to-read screen that displays current temperature settings, mode, and other essential information.

**Touch Interface:** Intuitive touch controls allow you to easily adjust settings directly on the screen.

Both versions of the iX2 are designed to complement modern interiors with their minimalist and elegant design. Easily integrates with various smart buildings and automation systems, providing flexible control options for enhanced convenience.

Enhance your living space with the iX2's advanced features and enjoy the convenience of effortless climate control. Whether you prefer the tactile experience of the control bar or the visual feedback of the thermostat screen, the iX2 touch panel is the perfect addition to your smart building setup.

# KNX System Devices

## KNX Touch Panels

### iX2 Series Product Codes & Descriptions

Product Code	Product Definition
ITR332-0201	2 Button Black Glass
ITR332-0401	4 Button Black Glass
ITR332-0801	8 Button Black Glass
ITR332-1201	2 Button Black Glass w/ LCD
ITR332-1401	4 Button Black Glass w/ LCD
ITR332-1801	8 Button Black Glass w/ LCD
ITR332-2201	2 Button Black Glass w/ AQI
ITR332-2401	4 Button Black Glass w/ AQI
ITR332-2801	8 Button Black Glass w/ AQI
ITR332-3201	2 Button Black Glass w/ LCD+AQI
ITR332-3401	4 Button Black Glass w/ LCD+AQI
ITR332-3801	8 Button Black Glass w/ LCD+AQI
ITR332-0202	2 Button White Glass
ITR332-0402	4 Button White Glass
ITR332-0802	8 Button White Glass
ITR332-1202	2 Button White Glass w/ LCD
ITR332-1402	4 Button White Glass w/ LCD
ITR332-1802	8 Button White Glass w/ LCD
ITR332-2202	2 Button White Glass w/ AQI
ITR332-2402	4 Button White Glass w/ AQI
ITR332-2802	8 Button White Glass w/ AQI
ITR332-3202	2 Button White Glass w/ LCD+AQI
ITR332-3402	4 Button White Glass w/ LCD+AQI
ITR332-3802	8 Button White Glass w/ LCD+AQI

### iX2 2" KNX Touch Panel





# iX-M 3'' Intelligent Mechanic Switch

## KNX Switch Series

### iX-M 3" Intelligent Mechanic Switch

#### Embrace the future of smart control with the iX-M Series

Interra's new evolution in smart home and building automation with our iX-M Series 3" Intelligent Mechanic Switch. Designed to seamlessly integrate into KNX systems, this innovative switch combines advanced technology with user-friendly functionality, offering a robust solution for modern control needs.

#### iX-M Features

- **Dual Inputs:** Equipped with 2x input channels, the iX-M Series ensures versatile connectivity and enhanced control capabilities.
- **Comprehensive Control Points:** Manage up to 96 control points with ease, featuring 8 mechanical buttons and various customizable touch screens, providing unparalleled flexibility and precision in control.
- **Self-Powered Operation:** Our intelligent switch operates without the need for an external power supply, simplifying installation and reducing setup costs.
- **Intuitive Touch Screen:** The integrated touch screen enhances user interaction, offering a responsive and intuitive interface for quick adjustments and commands.
- **Durable Mechanical Buttons:** Built for reliability, the 8 mechanical buttons deliver a tactile and satisfying user experience, perfect for frequent use.
- **Aesthetic Versatility:** Choose from a range of multi-customized color options to match any interior design, ensuring the iX-M Series switch not only performs exceptionally but also complements your aesthetic preferences.



# Beauty Meets Functionality in Every Keystroke



# KNX System Devices

## KNX Switch Series

### Interra iSwitch+ KNX Room Controller

#### Unique design combined with functionality

iSwitch+, the improved version of the legendary thermostatic KNX switch series of Interra takes attention with its clear straight lines and architecturally harmonious and fascinating colors and materials. The monoblock design of iSwitch+ has become more practical in terms of mounting by the screwless mounting facility. With its unique and elegant design, iSwitch+ is the favorite choice of interior architects.

iSwitch+ is more than a room controller with its temperature, air quality and humidity sensors and extremely powerful control and logic options. It comes with 8 different button options and it has 2 main models. One is a thermostat switch model that differentiates itself with its LCD dimension from its competitors and the other is a classic one without LCD. It performs the control of all functions required for building automation, such as switching, toggle, dimming, shutter/blinds, thermostat controls, scenes, value, 2 channels, and step switching mode features.

Each push button is equipped with RGB LEDs with adjustable light intensity in in 7 different customized color combinations for feedback or visualization, and the LCD models are equipped with VA-Display technology. There are 2 hidden push buttons with a short press and long press events, located up and down below the frame of the LCD, making it a unique device to control all thermostat functions over LCD buttons. It provides great project flexibility so other push buttons can be arranged for other controls.

#### iSwitch+ Rose Gold



#### iSwitch+ Midnight Blue



#### iSwitch+ Features



Easy Mounting Style



Homogenic RGB LEDs



Optional Air Quality Sensor



Digital & Analog Inputs



Built-in Sensors



Monoblock Design



Press Feeling



Advanced LCD Functions



## iSwitch+ Midnight Blue Brushed Aluminium



### iSwitch+ Midnight Blue Aluminium Series

Product Code	Material / Colour	Product Definition
ITR340-0215	Aluminium / Matt Brushed Midnight Blue	2 Button
ITR340-0415		4 Button
ITR340-0615		6 Button
ITR340-0815		8 Button
ITR340-0015		10 Button
ITR340-1215		2 Button with LCD
ITR340-1415		4 Button with LCD
ITR340-1815		8 Button with LCD
ITR340-2215		2 Button AQI
ITR340-2415		4 Button AQI
ITR340-2615		6 Button AQI
ITR340-2815		8 Button AQI
ITR340-2015		10 Button AQI
ITR340-3215		2 Button AQI with LCD
ITR340-3415		4 Button AQI with LCD
ITR340-3815		8 Button AQI with LCD




## iSwitch+ Rose Gold Brushed Aluminium



### iSwitch+ Rose Gold Aluminium Series

Product Code	Material / Colour	Product Definition
ITR340-0214	Aluminium / Matt Brushed Rose Gold	2 Button
ITR340-0414		4 Button
ITR340-0614		6 Button
ITR340-0814		8 Button
ITR340-0014		10 Button
ITR340-1214		2 Button with LCD
ITR340-1414		4 Button with LCD
ITR340-1814		8 Button with LCD
ITR340-2214		2 Button AQI
ITR340-2414		4 Button AQI
ITR340-2614		6 Button AQI
ITR340-2814		8 Button AQI
ITR340-2014		10 Button AQI
ITR340-3214		2 Button AQI with LCD
ITR340-3414		4 Button AQI with LCD
ITR340-3814		8 Button AQI with LCD



## iSwitch+ Black Aluminium Matt Brushed



### iSwitch+ Black Aluminium Series

Product Code	Material / Colour	Product Definition
ITR340-0211	<b>Aluminium / Matt Brushed Black</b>	2 Button
ITR340-0411		4 Button
ITR340-0611		6 Button
ITR340-0811		8 Button
ITR340-0011		10 Button
ITR340-1211		2 Button with LCD
ITR340-1411		4 Button with LCD
ITR340-1811		8 Button with LCD
ITR340-2211		2 Button AQI
ITR340-2411		4 Button AQI
ITR340-2611		6 Button AQI
ITR340-2811		8 Button AQI
ITR340-2011		10 Button AQI
ITR340-3211		2 Button AQI with LCD
ITR340-3411		4 Button AQI with LCD
ITR340-3811		8 Button AQI with LCD



## iSwitch+ Natural Aluminium Matt Brushed



### iSwitch+ Natural Aluminium Series

Product Code	Material / Colour	Product Definition
ITR340-0210	<b>Aluminium / Matt Brushed Natural</b>	2 Button
ITR340-0410		4 Button
ITR340-0610		6 Button
ITR340-0810		8 Button
ITR340-0010		10 Button
ITR340-1210		2 Button with LCD
ITR340-1410		4 Button with LCD
ITR340-1810		8 Button with LCD
ITR340-2210		2 Button AQI
ITR340-2410		4 Button AQI
ITR340-2610		6 Button AQI
ITR340-2810		8 Button AQI
ITR340-2010		10 Button AQI
ITR340-3210		2 Button AQI with LCD
ITR340-3410		4 Button AQI with LCD
ITR340-3810		8 Button AQI with LCD



## iSwitch+ Gold Aluminium Matt Brushed



### iSwitch+ Gold Aluminium Series

Product Code	Material / Colour	Product Definition
ITR340-0213	<b>Aluminium / Matt Brushed Gold</b>	2 Button
ITR340-0413		4 Button
ITR340-0613		6 Button
ITR340-0813		8 Button
ITR340-0013		10 Button
ITR340-1213		2 Button with LCD
ITR340-1413		4 Button with LCD
ITR340-1813		8 Button with LCD
ITR340-2213		2 Button Aqi
ITR340-2413		4 Button Aqi
ITR340-2613		6 Button Aqi
ITR340-2813		8 Button Aqi
ITR340-2013		10 Button Aqi
ITR340-3213		2 Button Aqi with LCD
ITR340-3413		4 Button Aqi with LCD
ITR340-3813		8 Button Aqi with LCD



## iSwitch+ Bronze Aluminium Matt Brushed



### iSwitch+ Bronze Aluminium Series

Product Code	Material / Colour	Product Definition
ITR340-0212	<b>Aluminium / Matt Brushed Bronze</b>	2 Button
ITR340-0412		4 Button
ITR340-0612		6 Button
ITR340-0812		8 Button
ITR340-0012		10 Button
ITR340-1212		2 Button with LCD
ITR340-1412		4 Button with LCD
ITR340-1812		8 Button with LCD
ITR340-2212		2 Button Aqi
ITR340-2412		4 Button Aqi
ITR340-2612		6 Button Aqi
ITR340-2812		8 Button Aqi
ITR340-2012		10 Button Aqi
ITR340-3212		2 Button Aqi with LCD
ITR340-3412		4 Button Aqi with LCD
ITR340-3812		8 Button Aqi with LCD



## iSwitch+ Natural Stainless Steel



### iSwitch+ Natural Stainless Steel Series

Product Code	Material / Colour	Product Definition
ITR340-0220	Stainless Steel / Natural	2 Button
ITR340-0420		4 Button
ITR340-0620		6 Button
ITR340-0820		8 Button
ITR340-0020		10 Button
ITR340-1220		2 Button with LCD
ITR340-1420		4 Button with LCD
ITR340-1820		8 Button with LCD
ITR340-2220		2 Button AQI
ITR340-2420		4 Button AQI
ITR340-2620		6 Button AQI
ITR340-2820		8 Button AQI
ITR340-2020		10 Button AQI
ITR340-3220		2 Button AQI with LCD
ITR340-3420		4 Button AQI with LCD
ITR340-3820		8 Button AQI with LCD



## iSwitch+ Matt White Plastic



### iSwitch+ Matt White Plastic Series

Product Code	Material / Colour	Product Definition
ITR340-0203	Plastic / Matt White	2 Button
ITR340-0403		4 Button
ITR340-0603		6 Button
ITR340-0803		8 Button
ITR340-0003		10 Button
ITR340-1203		2 Button with LCD
ITR340-1403		4 Button with LCD
ITR340-1803		8 Button with LCD
ITR340-2203		2 Button AQI
ITR340-2403		4 Button AQI
ITR340-2603		6 Button AQI
ITR340-2803		8 Button AQI
ITR340-2003		10 Button AQI
ITR340-3203		2 Button AQI with LCD
ITR340-3403		4 Button AQI with LCD
ITR340-3803		8 Button AQI with LCD




## iSwitch+ Anthracite Matt Plastic



### iSwitch+ Anthracite Matt Plastic Series

Product Code	Material / Colour	Product Definition
ITR340-0204	Plastic / Anthracite Matt	2 Button
ITR340-0404		4 Button
ITR340-0604		6 Button
ITR340-0804		8 Button
ITR340-0004		10 Button
ITR340-1204		2 Button with LCD
ITR340-1404		4 Button with LCD
ITR340-1804		8 Button with LCD
ITR340-2204		2 Button AQI
ITR340-2404		4 Button AQI
ITR340-2604		6 Button AQI
ITR340-2804		8 Button AQI
ITR340-2004		10 Button AQI
ITR340-3204		2 Button AQI with LCD
ITR340-3404		4 Button AQI with LCD
ITR340-3804		8 Button AQI with LCD



## iSwitch+ Metallic Gray Plastic



### iSwitch+ Metallic Gray Plastic Series

Product Code	Material / Colour	Product Definition
ITR340-0205	Plastic / Metallic Gray	2 Button
ITR340-0405		4 Button
ITR340-0605		6 Button
ITR340-0805		8 Button
ITR340-0005		10 Button
ITR340-1205		2 Button with LCD
ITR340-1405		4 Button with LCD
ITR340-1805		8 Button with LCD
ITR340-2205		2 Button AQI
ITR340-2405		4 Button AQI
ITR340-2605		6 Button AQI
ITR340-2805		8 Button AQI
ITR340-2005		10 Button AQI
ITR340-3205		2 Button AQI with LCD
ITR340-3405		4 Button AQI with LCD
ITR340-3805		8 Button AQI with LCD




## iSwitch+ Jet Black Plastic



### iSwitch+ Jet Black Plastic Series

Product Code	Material / Colour	Product Definition
ITR340-0201	Plastic / Jet Black	2 Button
ITR340-0401		4 Button
ITR340-0601		6 Button
ITR340-0801		8 Button
ITR340-0001		10 Button
ITR340-1201		2 Button with LCD
ITR340-1401		4 Button with LCD
ITR340-1801		8 Button with LCD
ITR340-2201		2 Button AQI
ITR340-2401		4 Button AQI
ITR340-2601		6 Button AQI
ITR340-2801		8 Button AQI
ITR340-2001		10 Button AQI
ITR340-3201		2 Button AQI with LCD
ITR340-3401		4 Button AQI with LCD
ITR340-3801		8 Button AQI with LCD



## iSwitch+ Glossy White Plastic



### iSwitch+ Glossy White Plastic Series

Product Code	Material / Colour	Product Definition
ITR340-0202	Plastic / Glossy White	2 Button
ITR340-0402		4 Button
ITR340-0602		6 Button
ITR340-0802		8 Button
ITR340-0002		10 Button
ITR340-1202		2 Button with LCD
ITR340-1402		4 Button with LCD
ITR340-1802		8 Button with LCD
ITR340-2202		2 Button AQI
ITR340-2402		4 Button AQI
ITR340-2602		6 Button AQI
ITR340-2802		8 Button AQI
ITR340-2002		10 Button AQI
ITR340-3202		2 Button AQI with LCD
ITR340-3402		4 Button AQI with LCD
ITR340-3802		8 Button AQI with LCD




# iSwitch+ Black Plexiglass



## iSwitch+ Black Plexiglass Series

Product Code	Material / Colour	Product Definition
ITR340-0231	Plexiglass / Black	2 Button
ITR340-0431		4 Button
ITR340-0631		6 Button
ITR340-0831		8 Button
ITR340-0031		10 Button
ITR340-1231		2 Button with LCD
ITR340-1431		4 Button with LCD
ITR340-1831		8 Button with LCD
ITR340-2231		2 Button AQI
ITR340-2431		4 Button AQI
ITR340-2631		6 Button AQI
ITR340-2831		8 Button AQI
ITR340-2031		10 Button AQI
ITR340-3231		2 Button AQI with LCD
ITR340-3431		4 Button AQI with LCD
ITR340-3831		8 Button AQI with LCD





# The Technology of Tomorrow, The Comfort of Today

**KNX Actuator Series**

# KNX System Devices

## KNX Actuators

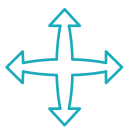
### KNX Combo Actuator



### One Device, Multiple Solutions

Interra KNX Combo Switch Actuators are versatile control devices that allow a variety of configurations such as lighting control, AC & DC motor control, or fan coil controls. They are intended to cover each automation requirement in a smart building for safe and efficient operations to guarantee increased comfort and versatility in residential and commercial applications.

KNX communication enables information exchanges with KNX sensors, KNX Switches, or input devices and the integration with a building management system. Also, the manual control of the outputs is possible through the push buttons on the device. Combo actuators are fed from the KNX bus and configuration of the device is possible via ETS.



#### Versatile Control

One device for all needs. Interra Combo Switch Actuators are versatile control devices that allow a variety of configurations such as lighting control, AC & DC motor control, or fan coil controls.




#### Cost Efficiency

Thanks to its versatile control options, Combo Actuators provide cost efficiency for your projects by using only one device for all your on/off output needs to control lighting, motors, or fan coil systems.



#### Wide Options

Combo Actuators have wide output options from 4 channels up to 24 channels which provides a lot of advantages on cost, and space-saving by using the right fit that suits your needs.



Lighting



AC Motor



DC Motor



Fan Coil 2 Pipes



Fan Coil 4 Pipes



# KNX System Devices

## KNX Actuators

### KNX Combo Actuator Series



#### Interra KNX Combo Actuator - 4 Channel

Product Code	Dimensions (W×H×D)	Notes
ITR504-0016	105 x 90 x 64 mm	Requires professional KNX installation.

#### Technical Details

Current Consumption: Max. 20 mA

Output Current: 16 A @250 V AC



#### Interra KNX Combo Actuator - 8 Channel

Product Code	Dimensions (W×H×D)	Notes
ITR508-0016	105 x 90 x 64 mm	Requires professional KNX installation.

#### Technical Details

Current Consumption: Max. 20 mA

Output Current: 16 A @250 V AC



#### Interra KNX Combo Actuator - 12 Channel

Product Code	Dimensions (W×H×D)	Notes
ITR512-0016	171 x 90 x 64 mm	Requires professional KNX installation.

#### Technical Details

Current Consumption: Max. 20 mA

Output Current: 16 A @250 V AC



#### Interra KNX Combo Actuator - 16 Channel

Product Code	Dimensions (W×H×D)	Notes
ITR516-0016	171 x 90 x 64 mm	Requires professional KNX installation.

#### Technical Details

Current Consumption: Max. 20 mA

Output Current: 16 A @250 V AC



#### Interra KNX Combo Actuator - 20 Channel

Product Code	Dimensions (W×H×D)	Notes
ITR520-0016	246 x 90 x 64 mm	Requires professional KNX installation.

#### Technical Details

Current Consumption: Max. 20 mA

Output Current: 16 A @250 V AC



#### Interra KNX Combo Actuator - 24 Channel

Product Code	Dimensions (W×H×D)	Notes
ITR524-0016	246 x 90 x 64 mm	Requires professional KNX installation.

#### Technical Details

Current Consumption: Max. 20 mA

Output Current: 16 A @250 V AC



# KNX System Devices

## KNX System Components

### KNX Power Supply Series



#### Interra KNX Power Supply 160 mA Aux. Voltage 30V DC

Product Code	Dimensions (W×H×D)	Notes
ITR900-0116	70 x 90 x 66 mm	Requires professional KNX installation.

#### Technical Details

Power Consumption (Max): 21 W	Nominal Current (Total): 160 mA
Power Consumption (Typical): 6.6 W	Nominal Voltage: 30V DC



#### Interra KNX Power Supply 320 mA Aux. Voltage 30V DC

Product Code	Dimensions (W×H×D)	Notes
ITR900-0132	70 x 90 x 66 mm	Requires professional KNX installation.

#### Technical Details

Power Consumption (Max): 30 W	Nominal Current (Total): 320 mA
Power Consumption (Typical): 12.5 W	Nominal Voltage: 30V DC



#### Interra KNX Power Supply 640 mA Aux. Voltage 30V DC

Product Code	Dimensions (W×H×D)	Notes
ITR900-0164	70 x 90 x 66 mm	Requires professional KNX installation.

#### Technical Details

Power Consumption (Max): 55 W	Nominal Current (Total): 640 mA
Power Consumption (Typical): 24 W	Nominal Voltage: 30V DC



#### Interra KNX Multi-Power Supply 160 mA + 12V DC

Product Code	Dimensions (W×H×D)	Notes
ITR911-0016	70 x 90 x 66 mm	Requires professional KNX installation.

#### Technical Details

Power Consumption (Max): 41.8 W	Nominal Current (Total): 160 mA / 1.67A
Power Consumption (Typical): 31.3 W	Nominal Voltage: 30V / 12V DC



# KNX System Devices

## KNX Actuators

### KNX Universal Dimmer Actuators

#### Switch to calming ambiance

Interra dimmers allow you to create a calm, peaceful and romantic atmosphere in your home with the perfect lighting.

Interra Universal Dimming Actuators have 4 different types of options as standard dimmer and dimmer with inputs. 2 channels can generate 300W and 4 channels can generate 250W of output power from each channel and drive R, L, and C loads. It has temperature protection, short circuit protection, error notification with channel LEDs, load presence detection, and load type detection. It is possible to program the device without 230 V supply voltage.



#### Main Features

- Automatic load recognition by ETS configurations
- RGB LED status indicator for each channel
- Manual control over the device
- Dividing the dim curve into 5 zones and adjusting the dimming speed of each zone separately
- Ability to use analog inputs with resistive sensors
- Ability to work with 3-phase systems with separate phases and neutral connections for each channel
- Using digital inputs for channel control or sending telegrams to KNX bus
- Ability to control dimmable LED retrofit lamps and dimmable compact fluorescent lamps, incandescent lamps, low voltage, and high voltage halogen lamps,



# KNX System Devices

## KNX Actuators

### KNX Universal Dimmer Actuators Series



#### KNX Universal Dimmer Actuator - 2 Channel

Product Code	Dimensions (W×H×D)	Notes
ITR501-0002	105 x 90 x 64 mm	Requires professional KNX installation.

#### Technical Details

Operating Voltage: 230 V AC ±10%  
 Operating Frequency: 50 Hz  
 Ferromagnetic Transformer: 250VA  
 Electronic Transformer: 300VA

Dimming Output Per Channel : 300W  
 Supported Load Types: R,L,C Loads  
 Automatic Load Type Detection  
 Inputs: None



#### KNX Universal Dimmer Actuator - 2 Channel w/8 Digital, 2 Analog Inputs

Product Code	Dimensions (W×H×D)	Notes
ITR501-0012	105 x 90 x 64 mm	Requires professional KNX installation.

#### Technical Details

Operating Voltage: 230 V AC ±10%  
 Operating Frequency: 50 Hz  
 Ferromagnetic Transformer: 250VA  
 Electronic Transformer: 300VA

Dimming Output Per Channel : 300W  
 Supported Load Types: R,L,C Loads  
 Automatic Load Type Detection  
 Inputs: 8 Digital + 2 Analog



#### KNX Universal Dimmer Actuator - 4 Channel

Product Code	Dimensions (W×H×D)	Notes
ITR501-0004	105 x 90 x 64 mm	Requires professional KNX installation.

#### Technical Details

Operating Voltage: 230 V AC ±10%  
 Operating Frequency: 50 Hz  
 Ferromagnetic Transformer: 200VA  
 Electronic Transformer: 250VA

Dimming Output Per Channel : 250W  
 Supported Load Types: R,L,C Loads  
 Automatic Load Type Detection  
 Inputs: None



#### KNX Universal Dimmer Actuator - 4 Channel w/8 Digital, 2 Analog Inputs

Product Code	Dimensions (W×H×D)	Notes
ITR501-0014	105 x 90 x 64 mm	Requires professional KNX installation.

#### Technical Details

Operating Voltage: 230 V AC ±10%  
 Operating Frequency: 50 Hz  
 Ferromagnetic Transformer: 200VA  
 Electronic Transformer: 250VA

Dimming Output Per Channel : 250W  
 Supported Load Types: R,L,C Loads  
 Automatic Load Type Detection  
 Inputs: 8 Digital + 2 Analog




# KNX System Devices

## KNX Actuators

## KNX Ballast Controllers

### Interra KNX Ballast Controller - 4 Ch (0/1-10V DC)

Interra 4 Channel KNX Ballast Controller supports 0-10V and 1-10V dimming per channel. It has embedded switching relays for 23 ECG/18W, 14 ECG/36W, 11 ECG/58W, or 23 ECG-T5/24W. Each channel offers control voltage up to 23 electronic control gears. It adopts screw terminals to achieve electrical connection; the connection to the EIB/KNX bus is established via a bus connecting terminal. There is no additional voltage input.



### Interra KNX Ballast Controller - 4 Channel 16A (0/1-10V DC)

Product Code	Dimensions (W×H×D)	Notes
ITR500-0003	144 x 90 x 66 mm	For fluorescent lamp, max. current: 10 A/250 V

#### Technical Details

**Output Voltage:** 100 mA @ 1-10 V DC  
**Output Switch Current:** 16A / 250 V AC

### Interra KNX Ballast Controller - 6 Ch (0/1-10V DC)

Interra 6 Channel KNX Ballast Controller supports 0-10V, 1-10V, and 2-10V dimming per channel. Outputs are equipped with a 10A relay for on / off controls and the buttons can provide manual control on switching and dimming. Control types include both input and output, so, absorbing and output ballast types can be connected to this module.



### Interra KNX Ballast Controller - 6 Channel 10A (0/1-10V DC)

Product Code	Dimensions (W×H×D)	Notes
ITR500-0001	144 x 90 x 66 mm	Requires professional KNX installation.

#### Technical Details

**Dimming Output:** 24 mA @ 0-10 V DC  
**Channel Current:** 10 A @ 220-250 V AC



# KNX System Devices

## KNX Actuators

### KNX 0-10 V Fan Coil Actuator



#### Effortless Climate Control

##### Fan Speed Control


Up to three levels of fan speed can control and status response. Supports automatic operation, limitation function, and forced operation. Behavior operation for bus failure and bus recovery 15 scenes can be configured.

##### HVAC Control

This device manages both 2-pipe and 4-pipe systems through 2 state-ON/OFF or PWM valves, supporting local or bus-based valve control with position status feedback. It offers various HVAC modes and mode status responses when locally controlled and includes temperature measurement through an external PT1000 sensor.

##### Interface Output

The relays serve as switch outputs when not used for fan or valve control and support various special functions. Additionally, two 0-10V output channels can be used for fan or valve control.



#### KNX Fan Coil Actuator

Product Code	Dimensions (H×W×D)	Notes
ITR507-4290	72 x 90 x 64 mm	Requires professional KNX installation.



# Connect, Control, Create

## KNX Input Modules



Switching / Toggle



Value Operation



Thermostat Control



Shutter / Blind Control



Dimming & 2 Channel Mode



# KNX System Devices

## KNX Input Modules

### KNX 6 Ch Binary / Analog Input Modul - 6 Thermostat

#### Seamless Integration, Infinite Control

KNX Binary / Analog Input is used to interface the contacts to KNX bus substructure such as push buttons, switches etc. to make them communicating devices. The thermostat feature can be utilized with an internal or external temperature.

#### Main Functions:

The complete configuration of the device is performed via ETS5 or higher. Depending on ETS configuration and settings, the product feature will be different. Available functions are:



#### Input Functions:

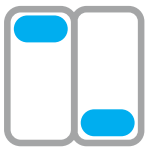
- Switch Sensor
- Switch / Dimming Sensor
- Shutter Sensor
- Value / Forced Operation
- Control Scene
- RGB Colour Control
- RGBW Control
- Mode Selection
- Command Sequence

#### Logic Functions:

- Internal Inputs (max. 6)  
External Inputs
- Binary Value (adj. size) (max. 3 selectable)
  - Movement
  - Temperature
  - Brightness

#### Output Types (max.5 selectable)

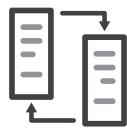
- Switch
- Dim
- Shutter
- Alarm
- Sequence
- Scene Number
- String
- Threshold



Switching & Toggle



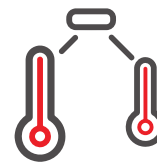
Shutter / Blind Control



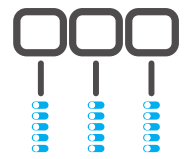
Value Operation



Dimming & 2 Channel Mode



Thermostat Control



Logic Blocks



#### 6 Ch Binary / Analog Input Module - 6 Thermostat

Product Code	Dimensions (W×H×D)	Notes
ITR106-0011	40 x 10 x 40 mm	Requires professional KNX installation.



#### NTC Temperature Probe

Product Code	Cable Length	Cable Cross Section
HM001718	1,5m	24AWG



# KNX System Devices

## KNX Input Modules



### KNX Input Module - 12 Ch Binary / Analog - with Thermostat

	Product Code	Dimensions (W×H×D)	Notes
	ITR112-0000	90 x 36 x 71 mm	With 2 Thermostat, 2 Analog 10 Digital Input or 12 Digital. Requires professional KNX installation.
Coming soon	ITR112-0002	90 x 36 x 71 mm	With 2 Thermostat, 2 Analog 10 Digital Input Requires professional KNX installation
Coming soon	ITR112-0004	90 x 36 x 71 mm	With 4 Thermostat, 4 Analog 8 Digital Input Requires professional KNX installation.
Coming soon	ITR112-0006	90 x 36 x 71 mm	With 6 Thermostat, 6 Analog 6 Digital Input Requires professional KNX installation.

•It must be used with the NTC Temperature Probe accessory on page 50



### KNX Binary Input - 2 Channel

	Product Code	Dimensions (W×H×D)	Notes
	ITR102-0010	40 x 10 x 40 mm	Requires professional KNX installation.



### KNX Binary Input - 4 Channel

	Product Code	Dimensions (W×H×D)	Notes
	ITR104-0010	40 x 10 x 40 mm	Requires professional KNX installation.



### KNX Binary Input - 6 Channel

	Product Code	Dimensions (W×H×D)	Notes
	ITR106-0010	40 x 10 x 40 mm	Requires professional KNX installation.



### KNX Binary Input - 8 Channel

	Product Code	Dimensions (W×H×D)	Notes
	ITR108-0010	40 x 10 x 40 mm	Advanced Logic Functions & Binary Output & Led Control



### Push Button Interface (AU Version) - 4 Channel

	Product Code	Dimensions (W×H×D)	Notes
	ITR5031-AU4	40 x 10 x 40 mm	Requires professional KNX installation.



# KNX System Devices

## KNX System Components

### Other KNX System Components



#### Interra KNX - IP Router Secure

Product Code	Dimensions (W×H×D)	Notes
ITR901-1001	90 x 36 x 71 mm	Requires professional KNX installation.



#### Interra KNX - IP Router

Product Code	Dimensions (W×H×D)	Notes
ITR902-0001	90 x 36 x 71 mm	Requires professional KNX installation.



#### Interra KNX - IP Interface

Product Code	Dimensions (W×H×D)	Notes
ITR902-0004	90 x 36 x 71 mm	Requires professional KNX installation.



#### Interra KNX Line Coupler

Product Code	Dimensions (W×H×D)	Notes
ITR901-0002	90 x 36 x 71 mm	Requires professional KNX installation.



#### Interra KNX - USB Interface

Product Code	Dimensions (W×H×D)	Notes
ITR901-0003	90 x 36 x 71 mm	Requires professional KNX installation.



We  
**shape the  
smart world  
of **the future****  
KNX Multi Sensor Series



# KNX System Devices

## KNX Multi Sensor Series

### KNX Indoor Multi Microwave Sensor

#### Precision Sensing, Adaptive Logic, and Seamless Integration for Optimal Environment Control

KNX Indoor Multi Microwave Sensor includes built-in LUX sensor, microwave sensor, temperature sensor, dry contact and universal switch, which can meet different requirements according to different logics.

##### Main Functions:

- Ceiling Mounted
- 2 Logical Relationships: OR, AND.
- 24 logic blocks (True/False Logic)
- Microwave Sensitivity Range: 1-100
- Trigger Delay Time: 0 - 3600s
- Universal switch number range in logic: 201 - 248
- Safety Function
- Online Update



##### KNX Indoor Multi Microwave Sensor

Product Code	Dimensions (Ø x H)	Notes
ITR415-OXX6	70 × 41,8 mm	Requires professional KNX installation



# KNX System Devices

## KNX Multi Sensor Series

### KNX Multi Air Quality Sensor

#### Clean Air, Smart Living

##### Main Functions:

- Humidity, VOC, CO2, pressure and temperature detection
- 5 output objects can be controlled with 5 logical function blocks.
- 2 digital and 1 analog input for external device connection.
- You can control switches, dimming, curtain/blinds, scenario, RGB color and HVAC mode selection with the buttons connected to the inputs.
- Ambient temperature value can be sent to the KNX bus line with the internal sensor, analog input or KNX temperature sensor to monitor the room temperature at the time of change and periodically.



#### KNX Multi Air Quality Sensor

Product Code	Dimensions (Ø x H)	Notes
ITR404-1X10	70 × 41,8 mm	Requires professional KNX installation



# KNX System Devices

## KNX Multi Sensor Series

### KNX Multi Sensor & Detectors

A unique combination of safety, efficiency, and comfort with the thinnest design in its class. With the new Interra KNX Multi Sensor series, functions like energy and lighting management, heating, and air conditioning in indoor spaces can be integrated into building automation systems in an innovative and reliable way.

Interra KNX Multi Presence & Motion Sensors are multi-functional devices suitable for indoor usage with multiple-range detection capability from 11m to 48m and 2 color options.



#### KNX Multi Motion Sensors

- Technology:** Passive Infrared
- Installation:** Indoor
- Mounting Height:** 4 m - 15 m
- Current Consumption:** 5 mA
- Brightness Detection:** 1-1200 lux
- Inputs:** 2 Digital & 1 Analog Input
- Max. Air Humidity:** % 90 RH
- Pollution Degree:** 2
- Flush Mount Protection Type:** IP 20
- Surface Mount Protection Type:** IP 44

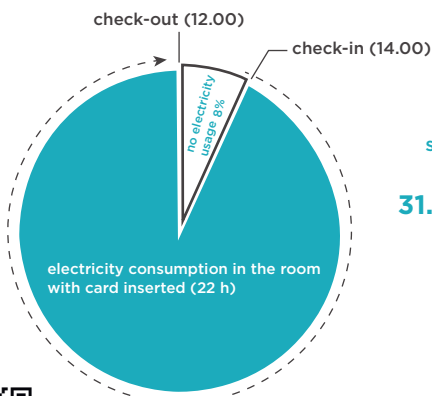
#### KNX Multi Presence Sensors

- Technology:** Passive Infrared
- Installation:** Indoor
- Mounting Height:** 2.5 m - 4 m
- Current Consumption:** 5 mA
- Brightness Detection:** 1-1200 lux
- Inputs:** 2 Digital & 1 Analog Input
- Max. Air Humidity:** % 90 RH
- Pollution Degree:** 2
- Flush Mount Protection Type:** IP 20
- Surface Mount Protection Type:** IP 44

### Energy Saving Solution



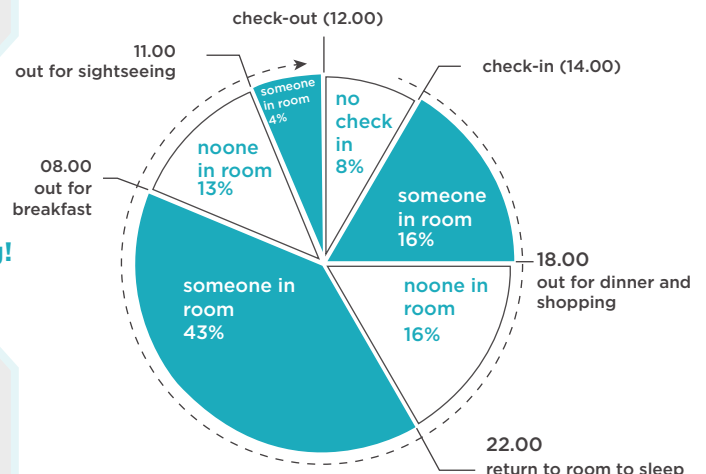
Traditional key card holder switch



With INTERRA Presence Sensor stay sustainable and energy efficient!  
**31.8% energy saving!**



Presence sensor virtual card holder



Min. 7 h energy saving with presence sensor compare to traditional card → **31.8%**



# KNX System Devices

## KNX Multi Sensor Series

### KNX Multi Sensor & Detectors

Interra KNX Multi motion and presence sensors allow you to create maximum value in your indoor lighting projects with its powerful detection performance and its slim and stylish design.

Presence & Absence Scenario



Thermostat Function



Inputs & Logic Function



Virtual Card Holder



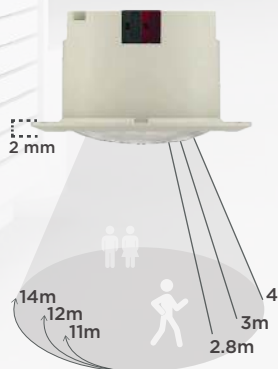
GRMS Communication



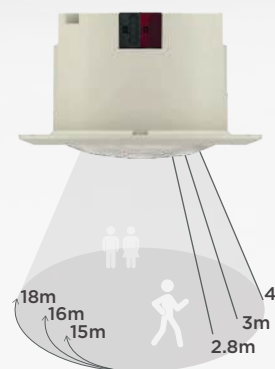
Daylight Sensing



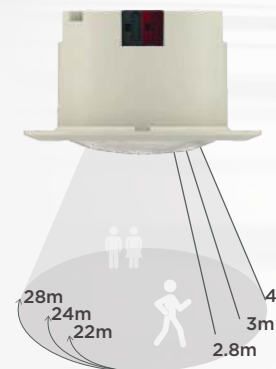
**KNX Multi Mid-Range Presence Sensor**



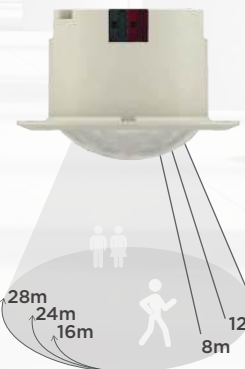
**KNX Multi Mid-Range+ Presence Sensor**



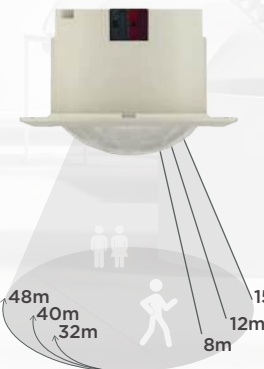
**KNX Multi Wide-Range Presence Sensor**



**KNX Multi High-Bay Motion Sensor**



**KNX Multi High-Bay+ Motion Sensor**



# KNX System Devices

## KNX Multi Sensor Series

### KNX Multi Presence Sensors



#### KNX Multi Mid Range Presence Sensor- White

Product Code	Dimensions (Φ x H)	Notes
ITR415-0001	70 × 41,8 mm	Indoor, Flush mounted, IP20, Passive Infrared technology, 2* digital and 1* digital/analog input. Requires professional KNX installation.



#### KNX Multi Mid Range Presence Sensor w/ Thermostat - White

Product Code	Dimensions (Φ x H)	Notes
ITR415-0011	70 × 41,8 mm	Indoor, Flush mounted, IP20, Passive Infrared technology, 2* digital and 1* digital/analog input. Requires professional KNX installation.



#### KNX Multi Mid Range Presence Sensor - Black

Product Code	Dimensions (Φ x H)	Notes
ITR415-0101	70 × 41,8 mm	Indoor, Flush mounted, IP20, Passive Infrared technology, 2* digital and 1* digital/analog input. Requires professional KNX installation.



#### KNX Multi Mid Range Presence Sensor w/ Thermostat - Black

Product Code	Dimensions (Φ x H)	Notes
ITR415-0111	70 × 41,8 mm	Indoor, Flush mounted, IP20, Passive Infrared technology, 2* digital and 1* digital/analog input. Requires professional KNX installation.



#### KNX Multi Mid Range+ Presence Sensor - White

Product Code	Dimensions (Φ x H)	Notes
ITR415-0002	70 × 41,8 mm	Indoor, Flush mounted, IP20, Passive Infrared technology, 2* digital and 1* digital/analog input. Requires professional KNX installation.



#### KNX Multi Mid Range+ Presence Sensor w/ Thermostat- White

Product Code	Dimensions (Φ x H)	Notes
ITR415-0012	70 × 41,8 mm	Indoor, Flush mounted, IP20, Passive Infrared technology, 2* digital and 1* digital/analog input. Requires professional KNX installation.



# KNX System Devices

## KNX Multi Sensor Series

### KNX Multi Presence Sensors



#### KNX Multi Mid Range+ Presence Sensor - Black

Product Code	Dimensions (Φ x H)	Notes
ITR415-0102	70 × 41,8 mm	Indoor, Flush mounted, IP20, Passive Infrared technology, 2* digital and 1* digital/analog input. Requires professional KNX installation.



#### KNX Multi Mid Range+ Presence Sensor - w/ Thermostat - Black

Product Code	Dimensions (Φ x H)	Notes
ITR415-0112	70 × 41,8 mm	Indoor, Flush mounted, IP20, Passive Infrared technology, 2* digital and 1* digital/analog input. Requires professional KNX installation.



#### KNX Multi Wide Range Presence Sensor - White

Product Code	Dimensions (Φ x H)	Notes
ITR415-0003	70 × 41,8 mm	Indoor, Flush mounted, IP20, Passive Infrared technology, 2* digital and 1* digital/analog input. Requires professional KNX installation.



#### KNX Multi Wide Range Presence Sensor w/ Thermostat - White

Product Code	Dimensions (Φ x H)	Notes
ITR415-0013	70 × 41,8 mm	Indoor, Flush mounted, IP20, Passive Infrared technology, 2* digital and 1* digital/analog input. Requires professional KNX installation.



#### KNX Multi Wide Range Presence Sensor - Black

Product Code	Dimensions (Φ x H)	Notes
ITR415-0103	70 × 41,8 mm	Indoor, Flush mounted, IP20, Passive Infrared technology, 2* digital and 1* digital/analog input. Requires professional KNX installation.



#### KNX Multi Wide Range Presence Sensor w/ Thermostat - Black

Product Code	Dimensions (Φ x H)	Notes
ITR415-0113	70 × 41,8 mm	Indoor, Flush mounted, IP20, Passive Infrared technology, 2* digital and 1* digital/analog input. Requires professional KNX installation.



# KNX System Devices

## KNX Multi Sensor Series

### KNX Multi Presence Sensors



#### KNX Multi High Bay Motion Sensor - White

Product Code	Dimensions (Φ x H)	Notes
ITR415-0004	70 × 41,8 mm	Indoor, Flush mounted, IP20, Passive Infrared technology, 2* digital and 1* digital/analog input. Requires professional KNX installation.



#### KNX Multi High Bay Motion Sensor w/ Thermostat - White

Product Code	Dimensions (Φ x H)	Notes
ITR415-0014	70 × 41,8 mm	Indoor, Flush mounted, IP20, Passive Infrared technology, 2* digital and 1* digital/analog input. Requires professional KNX installation.



#### KNX Multi High Bay Motion Sensor - Black

Product Code	Dimensions (Φ x H)	Notes
ITR415-0104	70 × 41,8 mm	Indoor, Flush mounted, IP20, Passive Infrared technology, 2* digital and 1* digital/analog input. Requires professional KNX installation.



#### KNX Multi High Bay Motion Sensor w/ Thermostat - Black

Product Code	Dimensions (Φ x H)	Notes
ITR415-0114	70 × 41,8 mm	Indoor, Flush mounted, IP20, Passive Infrared technology, 2* digital and 1* digital/analog input. Requires professional KNX installation.



#### KNX Multi High Bay+ Motion Sensor - White

Product Code	Dimensions (Φ x H)	Notes
ITR415-0005	70 × 41,8 mm	Indoor, Flush mounted, IP20, Passive Infrared technology, 2* digital and 1* digital/analog input. Requires professional KNX installation.



#### KNX Multi High Bay+ Motion Sensor w/ Thermostat- White

Product Code	Dimensions (Φ x H)	Notes
ITR415-0015	70 × 41,8 mm	Indoor, Flush mounted, IP20, Passive Infrared technology, 2* digital and 1* digital/analog input. Requires professional KNX installation.



# KNX System Devices

## KNX Multi Sensor Series

### KNX Multi Motion Sensors



#### KNX Multi High Bay+ Motion Sensor - Black

Product Code	Dimensions (Φ x H)	Notes
ITR415-0105	70 × 41,8 mm	Indoor, Flush mounted, IP20, Passive Infrared technology, 2* digital and 1* digital/analog input. Requires professional KNX installation.



#### KNX Multi High Bay+ Motion Sensor w/ Thermostat - Black

Product Code	Dimensions (Φ x H)	Notes
ITR415-0115	70 × 41,8 mm	Indoor, Flush mounted, IP20, Passive Infrared technology, 2* digital and 1* digital/analog input. Requires professional KNX installation.



#### Outdoor KNX Movable Motion Sensor

Product Code	Dimensions (Φ x H)	Notes
ITR410-0003	Wall Mount: 150x84x90 Ceiling Mount: 166x111x90	Programmed via the most current ETS software.

### Surface Mounted Cases for Presence & Motion Sensors



#### Surface Mounted Case - White

Product Code	Dimensions (Φ x H)	Notes
ITR415-9004	70 × 41,8 mm	Suitable for both motion and presence sensors.



#### Surface Mounted Case - Black

Product Code	Dimensions (Φ x H)	Notes
ITR415-9904	70 × 41,8 mm	Suitable for both motion and presence sensors.



# KNX System Devices

## KNX Multi Sensor Series

### KNX Multi Microwave Sensors



#### KNX Multi Microwave Sensor - White

COMING  
SOON

Product Code	Dimensions (Φ x H)
ITR415-0006	70 × 41,8 mm



#### KNX Multi Microwave Sensor w/ Thermostat - White

COMING  
SOON

Product Code	Dimensions (Φ x H)
ITR415-0016	70 × 41,8 mm



#### KNX Multi Microwave Sensor - Black

COMING  
SOON

Product Code	Dimensions (Φ x H)
ITR415-0106	70 × 41,8 mm



#### KNX Multi Microwave Sensor w/ Thermostat - Black

COMING  
SOON

Product Code	Dimensions (Φ x H)
ITR415-0116	70 × 41,8 mm



#### Wall Mounted KNX Outdoor Microwave Multi Sensor

Product Code	Dimensions (W×H×D)
ITR411-0002	78 × 126 × 114 mm



# KNX System Devices

## KNX Multi Sensor Series

### KNX Detectors

#### KNX Water Flood Detectors



##### KNX Water Flood Detector - White

Product Code	Dimensions (W×H×D)	Notes
ITR401-0002	55 x 88.1 x 21.6 mm	White Colour, No Relay Requires professional KNX installation
ITR401-0012	55 x 88.1 x 21.6 mm	White Colour, With Relay Requires professional KNX installation KNX Power Supply, 10 mA (Alarm Condition), 1xAlarm (red)/Operating (green) LED, 1xProgramming LED 1 x Programming Button, IP20, Switching Output Current 1 A @ 24 V DC



##### KNX Water Flood Detector - Anthracite


Product Code	Dimensions (Ø x H)	Notes
ITR401-0102	55 x 88.1 x 21.6 mm	Anthracite Colour, No Relay, Requires professional KNX installation
ITR401-0112	55 x 88.1 x 21.6 mm	Anthracite Colour, With Relay, Requires professional KNX installation KNX Power Supply, 10 mA (Alarm Condition), 1xAlarm (red)/Operating (green) LED, 1xProgramming LED 1 x Programming Button, IP20, Switching Output Current 1 A @ 24 V DC

#### KNX Heat and Smoke Detector



##### KNX Heat and Smoke Detector - White

Product Code	Dimensions (Ø x H)	Notes
ITR403-1001	99 x 49 mm	<b>Sensor Technology :</b> Passive Infrared <b>Power Supply:</b> 19 V DC Power Supply <b>Installation Environment:</b> Indoor <b>Inputs:</b> 2 x Digital Input, 1 x Analog Input <b>Type of Protection:</b> Flush Mount : IP 20, Surface Mount : IP 44 Requires professional DALI installation



# KNX System Devices

## KNX Multi Sensor Series

### KNX Weather Station GPS



It takes into account the compass direction of the sun and the shade of the trees.



The slats of the blind adjusted according to the height of the sun.



It takes into account the shadow cast by the roof overhang and knows the shadow edge.



Let your  
**home**  
decide  
everything  
**for you!**

### Extra intelligence for your home

Interra Weather Station lets your smart home system know the external weather situations such as brightness and location of the sun, wind, rain, and temperature to determine the building management processes as your wish. According to all this information, your home can control itself by deciding the level of the blinds, жалousies, or lights. Even it may open the windows before running the HVAC system if the weather is too hot inside or it may close the awnings in strong winds or may close the skylights and fanlights when the rain starts.



#### Interra KNX Weather Station GPS - White

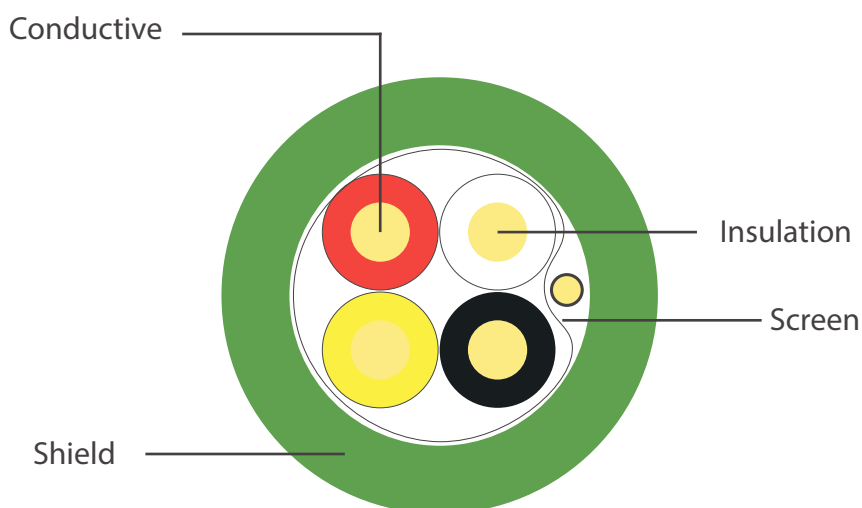
Product Code	Dimensions (W×H×D)	Notes
ITR402-0001	96 x 77 x 118 mm	Requires professional KNX installation.



# KNX System Devices

## KNX BUS Cable

### Cable Structure



### Area of use

As EIB instabus communication cable in smart building systems is used. The cable, which has a static screen, protects against electromagnetic radiation from the environment.

Protected against magnetic interference. In indoor fixed installations, Heating, cooling and ventilation in dry or humid places, lighting ma, motorized curtain blinds, audio video, CCTV, fire detection, security, intercom systems, automatic, central or remote In KNX compatible home and building electronic systems that provide control (HBES) is used.



### Technical Specifications

Temperature Range: -20 °C ... +70 °C

Bending Radius: min. 10 x D

Cycle Resistance: max. 73,2 Ω/km

Insulation Resistance: min. 100 MΩ x km

Capacitance: nom. 100 nF/km

Capacity Imbalance: max. 300pF/100m

Test Voltage: 800 V

Operating Voltage: max. 300 V

### Electrolytic Copper Wire

HFFR conforms to DIN VDE 0815  
isolated color coding  
70°C EN 50290-2-26

Pet tape min. 100% coverage  
Tinned copper wire, ground wire  
Al-Pet tape min. 100% coverage

HFFR - RAL6018 Green  
70°C, EN 50290-2-27

**Standards:** DIN VDE 0815

### Fire Performance

Vertical flame spread: EN 60332-1-2

Corrosive Gas: EN 60754-1/2

Smoke Density: EN 61034-2

### KNX Cable

Product Code	Cable Length
HM002271	100m
HM002272	500m





Transform Your  
Space with Intelligent  
**Climate Management!**  
KNX AC Gateways

# KNX Gateways

## KNX / AC Gateways

### Reliable Integration for ACs

In recent years, with substantial growth rates, Interra has managed to be one of the most popular KNX-based home automation brands globally. In 2020, Interra started its first attempt to integrate air conditioning units into the KNX to increase the energy efficiency and capabilities of smart buildings. Thanks to Interra's collaboration with air conditioning manufacturers to ensure to keep the right compatibility with their AC units, Interra succeeded to create reliable and trusted KNX gateway units for major international brands.



## Unique HVAC Solutions for KNX Professionals



### Bi-directional Communication

Interra KNX / AC Gateways provide complete bi-directional integration of air conditioners with KNX bus. Get or send information to the AC units to control and monitor them from the KNX bus.



### Trusted by KNX Professionals

Interra is one of the most popular KNX brands in the world and is trusted by more than 430 KNX integrators only in 2021. Interra sold more than 200.000 units of actively used KNX / AC Gateways.



### Optimal Energy Efficiency

HVAC systems are the biggest part of the energy costs in buildings. Interra AC Gateway units provide smart scenarios and special modes for your needs to keep your energy usage at optimal levels.



### Easy to Setup

With Interra AC / KNX Gateways' minimalistic design, it is very easy to implement, hide and connect to any air conditioner unit.



### More features by KNX

- Mobile Control
- Energy Consumption & Savings
- Air Quality Monitoring\*
- Personalized / Timer Scenarios
- Energy Monitoring



### Approved Reliability

Interra AC Gateways are developed with the collaboration of manufacturers to ensure to keep the right compatibility with their AC units. Interra has special agreements with some AC manufacturers where they are the exclusive distributors of Interra AC / KNX Gateways in their regions.

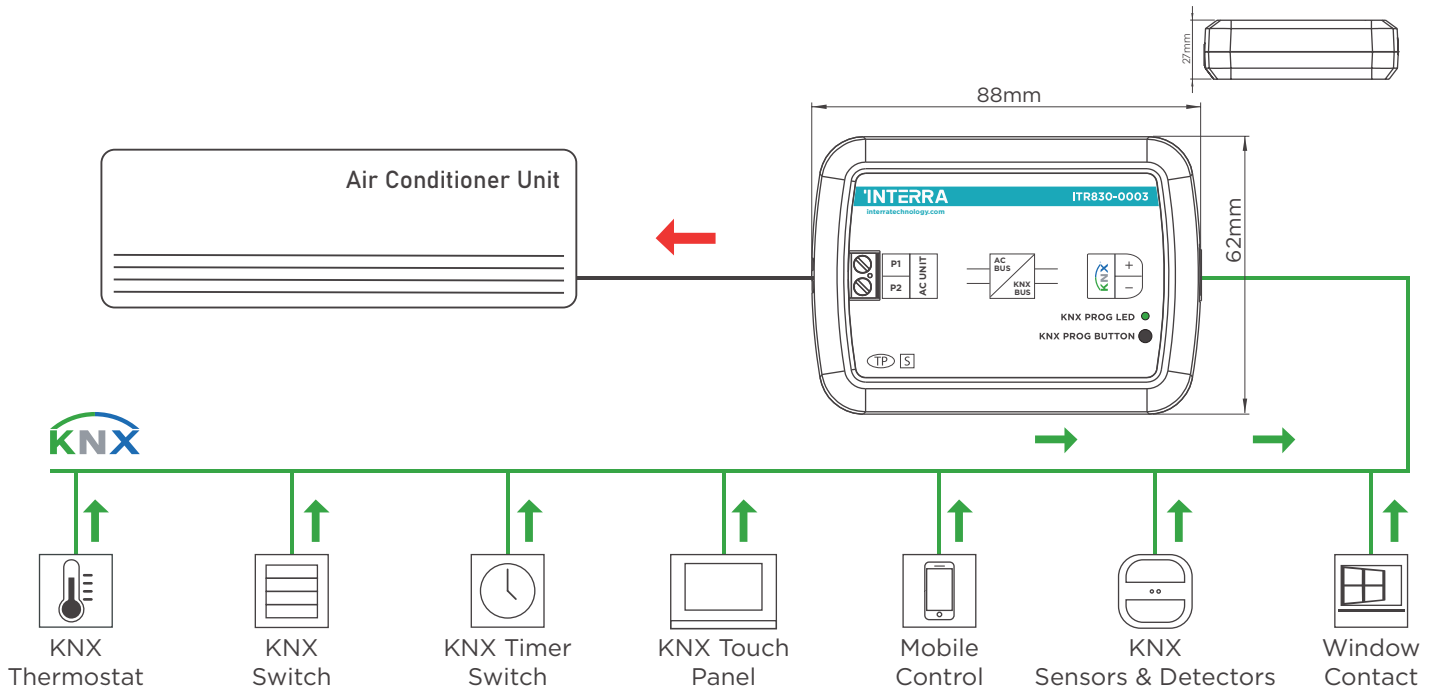


# KNX Gateways

## KNX / AC Gateways

### Energy-saver and Comfortable Scenarios

Interra AC / KNX Gateways have a very easy installation and can be installed into the AC indoor unit or a proper location away from the air conditioners. Its one side is connected directly to the electronic circuit of the AC indoor unit and on the other side directly to the KNX bus. It allows you to create energy-saver and comfortable scenarios.



# KNX Gateways

## KNX / AC Gateways

### KNX / AC Gateways Series



#### Mitsubishi Electric AC - KNX Gateway - Indoor Unit Type

Product Code	Dimensions (W×H×D)	Notes
ITR830-1001	88 x 62 x 27 mm	Provides complete bidirectional integration of Mitsubishi Electric air conditioners with KNX bus. 1* KNX Programming Button 1* KNX Programming LED / 5* Notification LEDs 5mA power consumption, IP20, S-Mode Compatible with air conditioner models in PAC, RAC, and City Multi VRF and Industrial types categorized in the compatibility list sold by Mitsubishi Electric. Requires professional KNX installation.

•It must be used with the NTC Temperature Probe accessory on page 50



#### Daikin Split AC - KNX Gateway - Indoor Unit Type

Product Code	Dimensions (W×H×D)	Notes
ITR830-0002	88 x 62 x 27 mm	Provides complete bidirectional integration of Daikin Split air conditioners with KNX bus. 1* KNX Programming Button 1* KNX Programming LED 5mA power consumption, IP20, S-Mode Compatible with air conditioner models in split types categorized at compatibility list sold by Daikin Industries. Requires professional KNX installation.



#### Daikin Sky & VRV AC - KNX Gateway - Indoor Unit Type

Product Code	Dimensions (W×H×D)	Notes
ITR830-0003	88 x 62 x 27 mm	Provides complete bidirectional integration of Daikin Sky & VRV air conditioners with KNX bus. 1* KNX Programming Button 1* KNX Programming LED 5mA power consumption, IP20, S-Mode Compatible with air conditioner models in Sky & VRV types categorized at compatibility list sold by Daikin Industries.



#### Samsung NASA AC - KNX Gateway - Indoor Unit Type

Product Code	Dimensions (W×H×D)	Channel	Notes
ITR830-0501	88 x 62 x 27 mm	1 Channel	Provides complete bidirectional integration of Samsung NASA air conditioners with KNX bus. 1* KNX Programming Button 1* KNX Programming LED 10mA power consumption, IP20, S-Mode Compatible with air conditioner models in split types categorized at compatibility list sold by Samsung. Requires professional KNX installation.



#### LG AC - KNX Gateway - Indoor Unit Type

Product Code	Dimensions (W×H×D)	Notes
ITR830-0006	88 x 62 x 27 mm	Provides complete bidirectional integration of LG air conditioners with KNX bus. 1* KNX Programming Button 1* KNX Programming LED 5mA power consumption, IP20, S-Mode Compatible with air conditioner models in single, multi, multi-f, multi-f max and VRF types categorized at compatibility list sold by LG. Requires professional KNX installation.



# KNX Gateways

## KNX / AC Gateways

### KNX / AC Gateways Series



#### Arçelik AC - KNX Gateway - Indoor Unit Type

Product Code	Dimensions (W×H×D)	Notes
ITR830-0007	88 x 62 x 27 mm	Provides complete bidirectional integration of Arçelik air conditioners with KNX bus. 1* KNX Programming Button 1* KNX Programming LED 5mA power consumption, IP20, S-Mode Compatible with Arçelik air conditioner compatible with models in several types categorized in compatibility list published by Interra. Requires professional KNX installation.



#### Viessman VRF - KNX Gateway - Indoor Unit Type

Product Code	Dimensions (W×H×D)	Notes
ITR830-0008	88 x 62 x 27 mm	Provides complete bidirectional integration of Viessman air conditioners with KNX bus. 1* KNX Programming Button 1* KNX Programming LED 5mA power consumption, IP20, S-Mode Compatible with Viessman air conditioner models in VRF types categorized on the compatibility list published by Interra. Requires professional KNX installation.



#### Gree VRF AC - KNX Gateway - Indoor Unit Type

Product Code	Dimensions (W×H×D)	Notes
ITR830-0009	88 x 62 x 27 mm	Provides complete bidirectional integration of Gree air conditioners with KNX bus. 1* KNX Programming Button 1* KNX Programming LED 5mA power consumption, IP20, S-Mode Compatible with Gree air conditioner models in VRF types categorized on the compatibility list published by Interra. Requires professional KNX installation.



#### Vaillant VRF AC - KNX Gateway - Indoor Unit Type

Product Code	Dimensions (W×H×D)	Notes
ITR830-0010	88 x 62 x 27 mm	Provides complete bidirectional integration of Vaillant air conditioners with KNX bus. 1* KNX Programming Button 1* KNX Programming LED 5mA power consumption, IP20, S-Mode Compatible with Vaillant air conditioner models in VRF types categorized on the compatibility list published by Interra. Requires professional KNX installation.



#### Demirdokum VRF AC - KNX Gateway - Indoor Unit Type

Product Code	Dimensions (W×H×D)	Notes
ITR830-0011	88 x 62 x 27 mm	Provides complete bidirectional integration of Demirdokum air conditioners with KNX bus. 1* KNX Programming Button 1* KNX Programming LED 5mA power consumption, IP20, S-Mode Compatible with Demirdokum air conditioner models in VRF types categorized on the compatibility list published by Interra. Requires professional KNX installation.



# KNX Gateways

## KNX / AC Gateways

### KNX / AC Gateways Series



#### Gree Split AC - KNX Gateway - Indoor Unit Type

Product Code	Dimensions (W×H×D)	Notes
ITR830-0012	88 x 62 x 27 mm	Provides complete bidirectional integration of Gree air conditioners with KNX bus. 1* KNX Programming Button 1* KNX Programming LED 5mA power consumption, IP20, S-Mode Compatible with Gree air conditioner models in split types categorized on the compatibility list published by Interra. Requires professional KNX installation.



#### Midea VRF AC - KNX Gateway - Indoor Unit Type

Product Code	Dimensions (W×H×D)	Notes
ITR830-0013	88 x 62 x 27 mm	Provides complete bidirectional integration of Midea air conditioners with KNX bus. 1* KNX Programming Button 1* KNX Programming LED 5mA power consumption, IP20, S-Mode Compatible with Midea air conditioner models in VRF types categorized on the compatibility list published by Interra. Requires professional KNX installation.



#### Toshiba VRF AC - KNX Gateway - Indoor Unit Type

Product Code	Dimensions (W×H×D)	Notes
ITR830-0014	88 x 62 x 27 mm	Provides complete bidirectional integration of Toshiba air conditioners with KNX bus. 1* KNX Programming Button 1* KNX Programming LED 5mA power consumption, IP20, S-Mode Compatible with Toshiba air conditioner models in VRF types categorized on the compatibility list published by Interra. Requires professional KNX installation.



#### Mitsubishi Heavy AC - KNX Gateway - Indoor Unit Type

Product Code	Dimensions (W×H×D)	Notes
ITR830-0004	88 x 62 x 27 mm	Provides complete bidirectional integration of Mitsubishi Heavy air conditioners with KNX bus. 1* KNX Programming Button 1* KNX Programming LED 5mA power consumption, IP20, S-Mode Mitsubishi Heavy Industries AC - KNX Gateway is compatible with the RAC* series, FD series, KX6 and KXR6 (VRF) series types categorized at compatibility list sold by Mitsubishi Heavy Industries. Requires professional KNX installation.



#### Viessmann Split AC - KNX Gateway - Indoor Unit Type

Product Code	Dimensions (W×H×D)	Notes
ITR830-0015	88 x 62 x 27 mm	Provides complete bidirectional integration of Viessmann split air conditioners with KNX bus. 1* KNX Programming Button 1* KNX Programming LED 7mA power consumption, IP20, S-Mode Viessmann Split AC - KNX Gateway is compatible with models in split types categorized at compatibility list published by Interra. Requires professional KNX installation.



# KNX Gateways

## KNX / AC Gateways

### KNX / AC Gateways Series



#### Bosch VRF AC - KNX Gateway - Indoor Unit Type

Product Code	Dimensions (W×H×D)	Notes
ITR830-0016	88 x 62 x 27 mm	Provides complete bidirectional integration of Bosch VRF air conditioners with KNX bus. 1* KNX Programming Button 1* KNX Programming LED 5mA power consumption, IP20, S-Mode Bosch VRF AC - KNX Gateway is compatible with models in VRF types categorized on the compatibility list published by Interra. Requires professional KNX installation.



#### Vestel VRF - KNX Gateway - Indoor Unit Type

Product Code	Dimensions (W×H×D)	Notes
ITR830-0017	88 x 62 x 27 mm	Provides complete bidirectional integration of Vestel VRF air conditioners with KNX bus. 1* KNX Programming Button 1* KNX Programming LED 5mA power consumption, IP20, S-Mode Vestel VRF AC - KNX Gateway is compatible with models in VRF types categorized on the compatibility list published by Interra. Requires professional KNX installation.



#### Alarko VRF AC - KNX Gateway - Indoor Unit Type

Product Code	Dimensions (W×H×D)	Notes
ITR830-0018	88 x 62 x 27 mm	Provides complete bidirectional integration of Alarko VRF air conditioners with KNX bus. 1* KNX Programming Button 1* KNX Programming LED 5mA power consumption, IP20, S-Mode Alarko VRF AC - KNX Gateway is compatible with models in VRF types categorized on the compatibility list published by Interra. Requires professional KNX installation.



#### Carrier VRF AC - KNX Gateway - Indoor Unit Type

Product Code	Dimensions (W×H×D)	Notes
ITR830-0019	88 x 62 x 27 mm	Provides complete bidirectional integration of Carrier VRF air conditioners with KNX bus. 1* KNX Programming Button 1* KNX Programming LED 5mA power consumption, IP20, S-Mode Carrier VRF AC - KNX Gateway is compatible with models in VRF types categorized on the compatibility list published by Interra. Requires professional KNX installation.



#### Systemair VRF AC - KNX Gateway - Indoor Unit Type

Product Code	Dimensions (W×H×D)	Notes
ITR830-0120	88 x 62 x 27 mm	Provides complete bidirectional integration of Systemair VRF air conditioners with KNX bus. 1* KNX Programming Button 1* KNX Programming LED 5mA power consumption, IP20, S-Mode Systemair VRF AC - KNX Gateway is compatible with models in VRF types categorized on the compatibility list published by Interra. Requires professional KNX installation.



# KNX Gateways

## KNX / AC Gateways

### KNX / AC Gateways Series



#### York ABC AC - KNX Gateway - Indoor Unit Type

Product Code	Dimensions (W×H×D)	Channel	Notes
ITR830-0301	88 x 62 x 27 mm	1 Channel / No input	Provides complete bidirectional integration of York ABC Port AC with KNX bus.
ITR830-0304	88 x 62 x 27 mm	4 Channel / No input	
ITR830-0308	88 x 62 x 27 mm	8 Channel / No input	* KNX Programming Button
ITR830-0316	88 x 62 x 27 mm	16 Channel / No input	* KNX Programming LED
ITR830-1301	88 x 62 x 27 mm	1 Channel / 3 digital input	* AC Power LED
ITR830-1304	88 x 62 x 27 mm	4 Channel / 3 digital input	5mA power consumption, IP20, S-Mode
ITR830-1308	88 x 62 x 27 mm	8 Channel / 3 digital input	AC - KNX Gateway is compatible with York ABC Port AC types categorized on the compatibility list published by Interra.
ITR830-1316	88 x 62 x 27 mm	16 Channel / 3 digital input	Requires professional KNX installation.



#### Haier ABC - KNX Gateway - Indoor Unit Type

Product Code	Dimensions (W×H×D)	Channel	Notes
ITR830-0101	88 x 62 x 27 mm	1 Channel / No input	Provides complete bidirectional integration of Haier ABC Port AC with KNX bus.
ITR830-0104	88 x 62 x 27 mm	4 Channel / No input	
ITR830-0108	88 x 62 x 27 mm	8 Channel / No input	* KNX Programming Button
ITR830-0116	88 x 62 x 27 mm	16 Channel / No input	* KNX Programming LED
ITR830-1101	88 x 62 x 27 mm	1 Channel / 3 digital input	* AC Power LED
ITR830-1104	88 x 62 x 27 mm	4 Channel / 3 digital input	5mA power consumption, IP20, S-Mode
ITR830-1108	88 x 62 x 27 mm	8 Channel / 3 digital input	AC - KNX Gateway is compatible with Haier ABC Port AC types categorized on the compatibility list published by Interra.
ITR830-1116	88 x 62 x 27 mm	16 Channel / 3 digital input	Requires professional KNX installation.

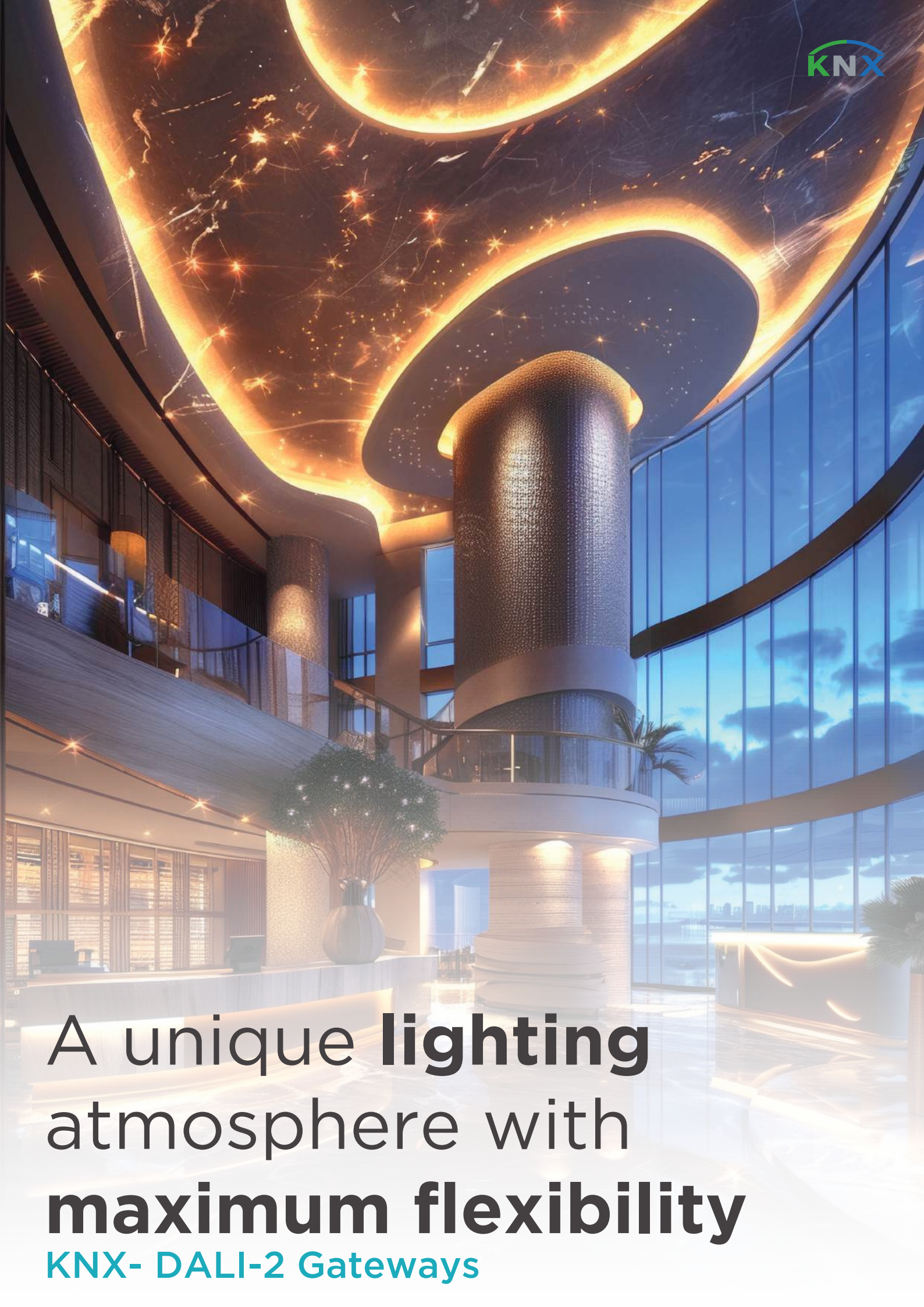


#### Viessmann ABC - KNX Gateway - Indoor Unit Type

Product Code	Dimensions (W×H×D)	Channel	Notes
ITR830-0201	88 x 62 x 27 mm	1 Channel / No input	Provides complete bidirectional integration of Viessmann ABC Port AC with KNX bus.
ITR830-0204	88 x 62 x 27 mm	4 Channel / No input	
ITR830-0208	88 x 62 x 27 mm	8 Channel / No input	* KNX Programming Button
ITR830-0216	88 x 62 x 27 mm	16 Channel / No input	* KNX Programming LED
ITR830-1201	88 x 62 x 27 mm	1 Channel / 3 digital input	* AC Power LED
ITR830-1204	88 x 62 x 27 mm	4 Channel / 3 digital input	5mA power consumption, IP20, S-Mode
ITR830-1208	88 x 62 x 27 mm	8 Channel / 3 digital input	AC - KNX Gateway is compatible with Viessmann ABC Port AC types categorized on the compatibility list published by Interra.
ITR830-1216	88 x 62 x 27 mm	16 Channel / 3 digital input	Requires professional KNX installation.

•It must be used with the NTC Temperature Probe accessory on page 50



The background image shows a modern, multi-level interior space. The ceiling is a large, curved, illuminated structure with a starry, galaxy-like pattern. The walls are a mix of wood paneling and large glass windows. A prominent feature is a large, cylindrical, textured column that spirals upwards. The lighting is warm and ambient, creating a sophisticated atmosphere.

A unique **lighting**  
atmosphere with  
**maximum flexibility**

**KNX- DALI-2 Gateways**

# KNX Gateways

## KNX / DALI-2 Gateways

### Mastering Lighting Control with Interra's DALI-Certified Products

The Interra DALI/KNX Gateway is a versatile interface device designed to seamlessly integrate DALI and KNX installations, enabling smooth communication between these two powerful protocols. Available in both single-channel and dual-channel models, this gateway supports the connection of up to 64 DALI ballasts per channel, providing robust control over your lighting systems.

Each DALI channel allows for precise management of up to 64 devices, 16 groups, and 16 scenarios, ensuring comprehensive control and flexibility in your lighting setup. The gateway's internal DALI power supply ensures that all connected devices, such as ballasts and ECGs, are reliably powered.

Key features include automatic DALI device addressing, switching, dimming, brightness configuration, and scene configuration, offering comprehensive control over your lighting environment. The gateway also supports independent emergency lighting in compliance with EN 62386-202, with the ability to trigger emergency lighting tests (e.g., function and time tests) via the KNX line and receive feedback.

Whether for individual, group, or broadcast control, the Interra DALI/KNX Gateway delivers reliable and precise lighting management, making it an essential component for modern, integrated building automation systems.



- Automatic DALI Device Addressing
- Switching, Dimming and Brightness configure
- Scene configure
- KNX Bus Voltage Failure Status.
- KNX Voltage Recovery Status.
- DALI Bus Voltage Failure Status.
- DALI Voltage Recovery Status.
- Ballast and / or Lighting Error.
- Working log analysis with UDP.
- Broadcast control can be made with manually and software.
- Tunable White color temperature control.
- RGB and RGBW color control.



# KNX Gateways

## KNX / DALI Gateways Series



### Interra KNX - DALI Gateway w/ Ethernet (1x64 DALI)

Product Code	Dimensions (W×H×D)	Notes
ITR832-0001	70 x 90 x 64.5 mm	<b>KNX Line Current Con.:</b> 13 mA <b>DALI Line Current Con.:</b> 1 x 250 mA <b>Power Consumption:</b> 6 W <b>DALI Voltage:</b> Typical 19 V DC Requires professional KNX installation.



### Interra KNX - DALI Gateway w/ Ethernet (2x64 DALI)

Product Code	Dimensions (W×H×D)	Notes
ITR832-0002	70 x 90 x 64.5 mm	<b>KNX Line Current Con.:</b> 13 mA <b>DALI Line Current Con.:</b> 1 x 250 mA <b>Power Consumption:</b> 13 W <b>DALI Voltage:</b> Typical 19 V DC Requires professional KNX installation.



### Interra KNX / DALI Gateway (1x64 DALI)

Product Code	Dimensions (W×H×D)	Notes
ITR832-0011	70 x 90 x 64.5 mm	<b>KNX Line Current Con.:</b> 13 mA <b>DALI Line Current Con.:</b> 1 x 250 mA <b>Power Consumption:</b> 6 W <b>DALI Voltage:</b> Typical 19 V DC Requires professional KNX installation.



### Interra KNX / DALI Gateway (2x64 DALI)

Product Code	Dimensions (W×H×D)	Notes
ITR832-0012	70 x 90 x 64.5 mm	<b>KNX Line Current Con.:</b> 13 mA <b>DALI Line Current Con.:</b> 1 x 250 mA <b>Power Consumption:</b> 13 W <b>DALI Voltage:</b> Typical 19 V DC Requires professional KNX installation.



# KNX Gateways

## KNX / DMX Gateway

- 3 working modes: DMX recorder mode, DMX dimming mode (EIB to DMX) and DMX to EIB conversion mode (1 bit, 1 byte data point).
- Supported communication signal: DMX512-1990, ArtNet DMX
- Storage and playback of up to 24 programs, maximum recording time: 4 hours
- The DMX recorder mode supports switching and dimming of up to 48 channels, i.e. control of the DMX device via the KNX system.
- DMX to EIB conversion mode supports switching and absolute dimming via DMX signal for up to 48 channels, i.e. control of the KNX system via the DMX memory control function.



### Interra KNX / DMX Gateway

Product Code	Dimensions (W×H×D)	Notes
ITR831-0001	90 x 72 x 66 mm	Requires professional KNX installation.



# KNX Gateways


## KNX - IR Gateway

### Your Ultimate Infrared Solution

Interra KNX-IR Gateway is a multifunctional IR signal transmitter. It allows you to manage all infrared electronic devices such as TV, DVD, air conditioner. There are five different modes in total: single mode, repeat mode, sequential mode, climate control and current sensing. Interra IR Transmitter has a maximum of 150 universal IR codes and 81 AC IR codes. It has 4 spreading interfaces: A, B, C, D. Interra IR Gateway is produced in accordance with the EU standard in terms of EMC and electrical safety compatibility.

The prominent features of the KNX IR Gateway are the followings:

- The universal IR codes control AC, TV, DVD and other devices which can be controlled by IR.
- KNX Gateway can work between KNX to IR and IR to KNX.
- After learned, obtained and downloaded the infrared codes through “Infrared Learning Page” of device in the ETS database, the KNX IR Gateway can control TV, DVD, air conditioner etc.
- **Single mode:** System emits one universal IR code and the emitting channel is one channel and multichannel.
- **Repeat mode:** System emits one universal IR code several times repeatedly and the emitting channel is one channel and multichannel. Automatic switching between operating modes via the weekly program.
- **Sequence mode:** System emits several universal IR codes sequent at one time.



- 1) KNX Programming Button
- 2) KNX LED
- 3) KNX Bus Connector
- 4) Power LED
- 5) Status LED
- 6) IR-RX LED
- 7) Channel X-TX LEDs



### KNX - IR Gateway

Product Code	Dimensions (W×H×D)	Notes
ITR425-0001	88 x 62 x 27 mm	Requires professional KNX installation.

### IR Receiver Accessories

Product Code	Lenght
HM002024	1 Meter
HM002026	5 Meter
HM002028	10 Meter

### IR Transmitter Accessories

Product Code	Lenght
HM002023	1 Meter
HM002025	5 Meter
HM002027	10 Meter





# Less limitation **more imagination**

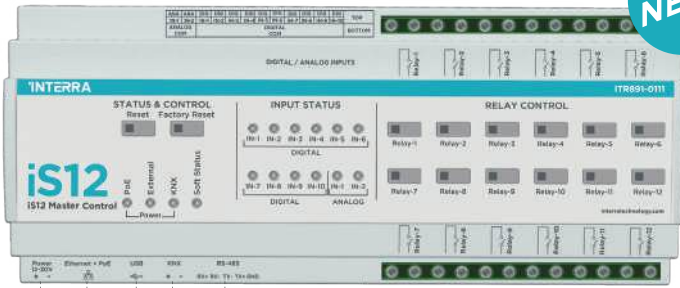
Hotel and Commercial Server Series



# Building Automation Servers

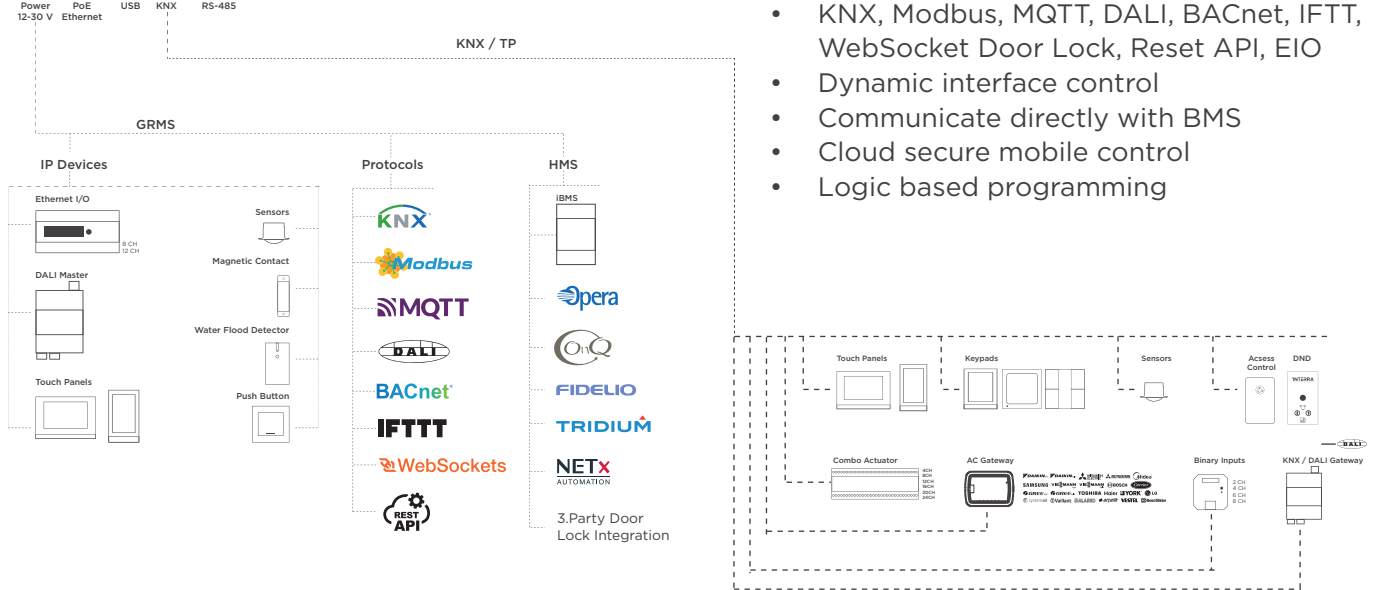
## iS12 Master Control

**NEW**



### Intelligent and Infinite Control: Redefining Building Automation

- 12 Inputs/Outputs
- Supply with 12-30 V or PoE
- KNX TP/RS-485
- Physical visualization and control
- Direct communication with 3.party IP basemart devices
- It can communicate with KNX devices.
- KNX, Modbus, MQTT, DALI, BACnet, IFTTT, WebSocket Door Lock, Reset API, EIO
- Dynamic interface control
- Communicate directly with BMS
- Cloud secure mobile control
- Logic based programming



### Node-based dynamic drag-and-drop editor

#### Controlled by Inputs

- Motion Sensor
- Door Sensor
- Window Sensor
- Temperature Sensor
- Light Sensor
- Smoke Sensor
- Biometric Scanner Sensor
- DND / MUR Sensor
- Door Bell Sensor

#### Controlled by Outputs

- Lighting Control
- Blinds Control
- HVAC Control
- Curtain Control
- Door / Locks Control
- Smart TV Control
- Speakers Control
- Combi Systems Control
- Elevator Control



#### iS12 Master Control

Product Code	Dimensions (W×H×D)	Notes
ITR891-0XXX	212 x 90 x 59 mm	Requires professional KNX installation.



# Building Automation Servers

## iS1 Master Control



### Seamlessly Connect, Control, and Customize

Interra iS1 Master Control operates flawlessly with power supplies ranging from 12 to 30 volts or through the convenience of Power over Ethernet (PoE), offering unparalleled flexibility.

Moreover, the iS1 Master Control facilitates seamless interaction with KNX devices, enhancing interoperability within your network. Supporting a multitude of protocols including KNX, Modbus, MQTT, DALI, BACnet, IFTT, WebSocket, Door lock, Reset API, and EIO, it ensures compatibility across various systems.

Dynamic interface control capabilities enable effortless adaptation to evolving requirements, while direct communication with Building Management Systems (BMS) streamlines management and control processes. With cloud-secure mobile control, users can access and manage their systems securely from anywhere, ensuring convenience and peace of mind.



### iS1 Master Control

Product Code	Dimensions (W×H×D)	Notes
ITR890-0XXX	105 x 91 x 58,5 mm	Requires professional KNX installation.



# Building Automation Servers

## Make It Smarter with Interra Servers

Interra has a big range of smart home servers to improve comfort and manage and monitor living spaces easily. Smart building servers are the heart of a smart building that can create complex logic, monitors everything going on, and manages the whole building from a central place and report it to you. Interra servers offer extra features for smart buildings from IP control to SIP management.



# Building Automation Servers

## iBMS Hotel GRMS and BMS

Interra iBMS Logic Server acts as cross-standard gateway, cloud service integrator, complex network logic engine, easy-to create visualization platform, IP Router and much more. Further, It supports iOS Siri and Google Voice control via native apps available in App Store and Google Play.

Interra iBMS Logic Server is your most straightforward way to program complex logic in KNX/EIB, Modbus, BACnet, and networks. It will enable you to efficiently customize building automation processes, quickly delivering unlimited flexibility benefits to end users in a cost-effective way.

iBMS is an embedded platform with integrated Ethernet, USB, KNX/EIB, and Serial interfaces. It allows us to use it as a cross-standard gateway, logic engine, visualization platform, and IP Router. Scripting templates provide a user-friendly, flexible configuration interface and integration with cloud/web services, 3rd party devices.



Applying custom scripts, iBMS can simultaneously act as a thermostat, security panel, lighting controller, etc. iBMS application store and external app development possibility allow to extend device functionality and adjust to a specific market segment.

### Supported Integrations

#### Direct Protocol Communication



#### Direct BMS Integration



#### 3rd Party Integrations



### Interra iBMS Logic Server


Product Code	Dimensions (W×H×D)	Notes
ITR800-1000	54 x 90 x 61 mm	Requires professional software installation.

# Building Automation Servers



## iS1 Master Control

Product Code	Dimensions (W×H×D)	Notes
ITR890-0000	105 x 92 x 58,5 mm	iS1 Master Control
ITR890-0001	105 x 92 x 58,5 mm	iS1 Master Control w/ RS485
ITR890-0010	105 x 92 x 58,5 mm	iS1 Master Control w/ KNX
ITR890-0011	105 x 92 x 58,5 mm	iS1 Master Control w/ KNX and RS485
ITR890-0100	105 x 92 x 58,5 mm	iS1 Master Control w/ PoE+
ITR890-0101	105 x 92 x 58,5 mm	iS1 Master Control w/ PoE+ and RS485
ITR890-0110	105 x 92 x 58,5 mm	iS1 Master Control w/ KNX and PoE+
ITR890-0111	105 x 92 x 58,5 mm	iS1 Master Control w/ KNX, PoE+ and RS485



## iS12 Master Control

Product Code	Dimensions (W×H×D)	Notes
ITR891-0000	211 x 90 x 59 mm	iS12 Master Control
ITR891-0001	211 x 90 x 59 mm	iS12 Master Control w/ RS485
ITR891-0010	211 x 90 x 59 mm	iS12 Master Control w/ KNX
ITR891-0011	211 x 90 x 59 mm	iS12 Master Control w/ KNX and RS485
ITR891-0100	211 x 90 x 59 mm	iS12 Master Control w/ PoE+
ITR891-0101	211 x 90 x 59 mm	iS12 Master Control w/ PoE+ and RS485
ITR891-0110	211 x 90 x 59 mm	iS12 Master Control w/ KNX and PoE+
ITR891-0111	211 x 90 x 59 mm	iS12 Master Control w/ KNX, PoE+ and RS485



## Interra SIP Server

Product Code	Dimensions (W×H×D)	Notes
ITR810-0001	170 x 65 x 90 mm	Requires professional software installation.



## Interra iNode Logic Server

Product Code	Dimensions (W×H×D)	Notes
ITR870-1001	170 x 65 x 90 mm	Requires professional software installation.



## Interra Concierge Server

Product Code	Dimensions (W×H×D)	Notes
ITR820-0001	170 x 65 x 90 mm	Requires professional software installation.



## Interra Elevator Control Server (KNX TP)

Product Code	Dimensions (W×H×D)	Notes
ITR860-0002	170 x 65 x 90 mm	Requires professional software installation.



# Building Automation Servers

## iNode Logic Server



Creating complex logic scenarios is easier than ever with iNode Logic Server.

Interra iNode Logic Server is designed to communicate between devices that are using different protocols and send telegrams/data to Building Management Systems (BMS). With iNode Logic Server, flexible and complex control configurations and scenarios can be created between different protocols. Its Node-based dynamic drag-and-drop editor enables configuring nodes, flows, and dashboards to control the automation system.

- ✓ Supports up to 10.000 different data points
- ✓ Strengthened with 3 outputs and 3 inputs
- ✓ Configuration by its embedded web interface
- ✓ Customizable User Interface (Dashboard)
- ✓ Comes with ready-to-use nodes

### Node Based Dynamic Logic Server



#### Drag & Drop Editor

Event Based Programming  
Node Based Logic Editor  
Functional Programming Support

### Direct Protocol Communication



### Direct BMS Integration



### 3rd Party Integrations



### Interra iNode Logic Servers

Product Code	Dimensions (W×H×D)	Notes
ITR870-1001	88 x 62 x 27 mm	KNX TP & TCP/IP Version
ITR870-0001	88 x 62 x 27 mm	TCP/IP Version



# Hotel Modules

## KNX DND / MUR Modules Series



### Interra KNX DND Module - Plexiglass

Product Code	Dimensions (W×H×D)	Notes
ITR630-0003	103 x 179 x 33 mm	<b>Power Supply:</b> 12 V DC for LEDs <b>Power Consumption:</b> KNX Bus : 5 mA - 12 - 36 V DC : 0.5 W <b>Switching Voltage:</b> 125 V AC, 60 V DC - Max <b>Temperature Range:</b> Operation (-5°C...55°C) - Storage (-10°C...70°C)



### Interra KNX DND Module - Glass

Product Code	Dimensions (W×H×D)	Notes
ITR630-0005	103 x 179 x 33 mm	<b>Power Supply:</b> 12 V DC for LEDs <b>Power Consumption:</b> KNX Bus : 5 mA - 12 - 36 V DC : 0.5 W <b>Switching Voltage:</b> 125 V AC, 60 V DC - Max <b>Temperature Range:</b> Operation (-5°C...55°C) - Storage (-10°C...70°C)




### DND Flush Mounting Box

Product Code	Dimensions (W×H×D×Φ)	Notes
ITR165-9004	145 x 50 x 96 x 72 mm	Standard 2 Gang Hollow Wall Box.



# IP System Devices

## EIO Modules



Interra Ethernet I/O module is a versatile device that allows a variety of configurations and provides cost-efficient automation for smart home applications. The Ethernet module is intended to cover several automation requirements in a smart building for safe and efficient operations.

Interra Ethernet I/O module has been developed for providing the desired controls, especially in the residents and hotel applications.

The usage of these devices guarantees the efficient management and provision of rooms. It is fed by a 100-250 V AC mains line and does not need an external power supply. It can communicate with the Interra touch panels and Interra Home Server via ethernet connection.

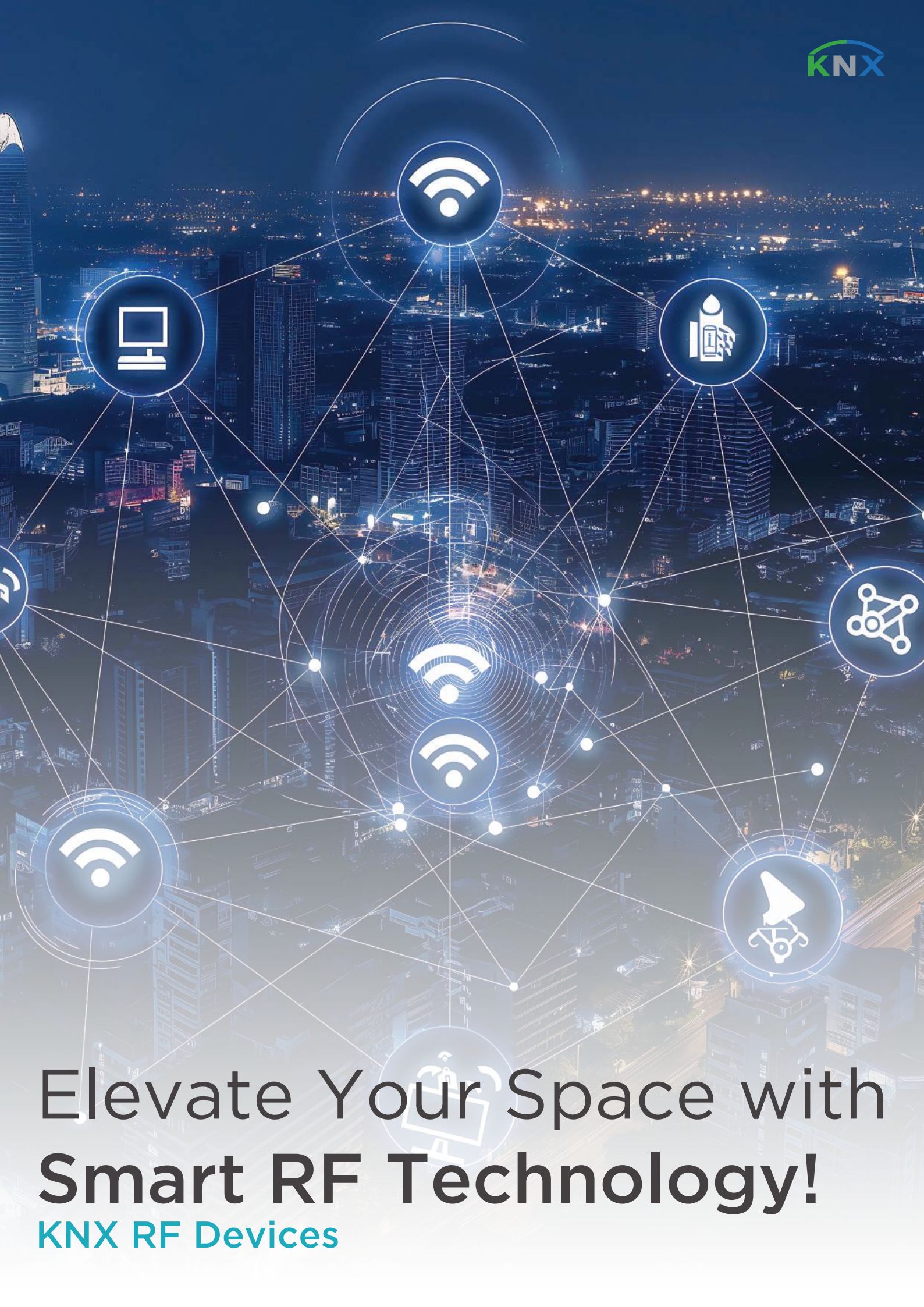
In addition, the configurations for the inputs and outputs of the device can be made from the corresponding menus via the EIO Configuration software. Feedback information on the output and inputs can be displayed on the LDC screen of the device. The output relays are 16A.



### Ethernet I/O Module

Product Code	Dimensions (W×H×D)	Notes
ITR208-0005	59.3 x 86 x 157.8 mm	8 Channel
ITR212-0005	59.3 x 86 x 157.8 mm	12 Channel





# Elevate Your Space with Smart RF Technology!

**KNX RF Devices**

# KNX - RF System Solutions

## KNX / RF Media Coupler

KNX/RF Media Couplers play a vital role in extending the capabilities and flexibility of KNX installations by bridging the gap between wired and wireless KNX devices. With their seamless integration, compatibility, and ease of installation, media couplers empower users to create versatile and scalable automation solutions tailored to their specific requirements.

A KNX/RF Media Coupler serves as a crucial component within KNX systems, facilitating seamless communication between KNX lines operating on different media types, specifically KNX twisted pair (TP) and KNX radio frequency (RF). This coupling capability is essential for integrating wireless RF devices into KNX installations or extending the reach of KNX systems beyond the limitations of wired connections.

NEW



### KNX RF / TP Coupler 673.1 secure

Product Code	Dimensions (W×H×D)	Notes
ITR750-0002	48 x 40 x 18 mm	Standart flash mounted. Built-in antenna. KNX programming LED.

- Designed to bridge communication between KNX RF (Radio Frequency) and KNX TP (Twisted Pair) networks.
- It acts as a bridge between wireless RF devices, such as sensors and actuators, and wired TP devices, ensuring smooth data transmission and synchronization across both networks.
- Installation is quick and straightforward, with plug-and-play functionality that eliminates the need for complex wiring or configuration.
- Simply connect the media coupler to the KNX TP bus and configure the RF network parameters using KNX programming software, such as ETS5 and ETS6.
- It has a standard compact flush mounted housing and transparent ABS and including internal antenna.



# KNX - RF System Solutions

KNX-RF System Solutions, designed to redefine wireless automation in modern installation environments. Harnessing the power of KNX RF (Radio Frequency), our solutions offer unparalleled flexibility and efficiency for a wide range of applications.

### The Power of KNX RF:

KNX RF is the wireless variant of the KNX standard, ideal for environments where traditional wiring is impractical or impossible. This makes it the perfect choice for modern installation scenarios, such as glass walls or other areas where wiring may be challenging.

### Seamless Integration with ETS 5:

With INTERRA's KNX-RF System Solutions, configuring KNX RF devices is as professional and straightforward as configuring KNX TP (Twisted Pair) devices. Thanks to advancements in ETS 5, the configuration process for both KNX RF and KNX TP devices is identical, eliminating the need for separate setups or specialized knowledge.

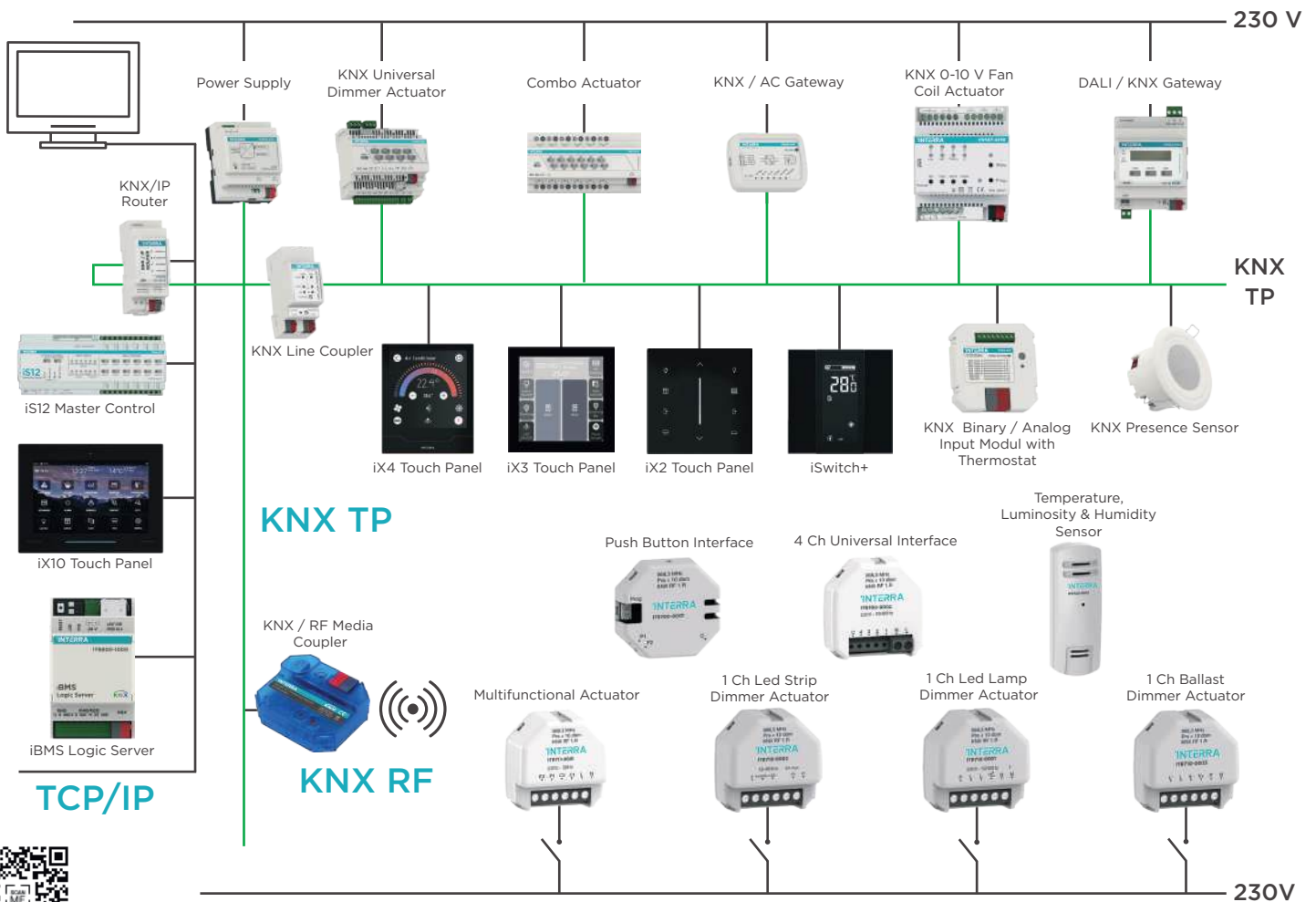
### Unified Configuration Process:

Gone are the days of navigating through different parameters or addressing schemes for KNX RF and KNX TP devices. With INTERRA's KNX-RF System Solutions, the configuration process is unified and streamlined, ensuring consistency and ease of use across all devices.

### Enhanced Addressing with Domain Addresses:

One unique feature of KNX RF is the addition of domain addresses, automatically generated by the ETS. This further enhances the flexibility and scalability of our KNX-RF System Solutions, allowing for seamless integration into complex automation environments.

Experience the future of wireless automation with INTERRA's KNX-RF System Solutions. Transform your space with unparalleled flexibility, efficiency, and ease of use.



# KNX - RF System Solutions

## KNX - RF System Solutions



### ITR700-0001 KNX RF 2 Channel Push Button Interface

Interra KNX RF 2 Channel Push Button Interface is a 2 pushbutton input wireless KNX RF S-Mode transmitter with a built-in temperature sensor. It detects the status changes at its inputs and sends telegrams according to ETS configuration. In addition, it also allows the measurement of the temperature and the management of temperature alarms. Each of the 2 inputs can be parameterized individually through the ETS.



### ITR700-0002 KNX RF 4 Channel Universal Interface

Interra KNX RF 4-Channel Universal Interface, which can be individually parameterized, can be used as analog or binary inputs. It incorporates up to 4 independent Thermostats for the control of Heating and/or Cooling of 4 different zones. It is a perfect solution for use in conventional installations without placing KNX bus cables. Communication with the KNX Bus must be carried out using a KNX RF S-Mode media coupler. Interra KNX RF 4 Channel Universal Interface detects the status changes at its inputs and sends telegrams according to ETS configuration. In addition, it also allows the measurement of the temperature and the management of temperature alarms.



### ITR710-0001 KNX RF 1 Channel Led Lamp Dimmer Actuator

Interra KNX RF S-Mode Wireless 1 Channel Led Lamp Dimmer Actuator is used for dimmable LEDs, incandescent, and halogen lamps. It allows switching on, switching off, and dimming the lamps. It is a perfect solution for use in conventional installations without placing KNX bus cables with its bi-directional KNX RF communication functionality. It is also used to extend the distance between devices.



### ITR710-0002 KNX RF 1 Channel Led Strip Dimmer Actuator

Interra KNX RF S-Mode Wireless 1 Channel Led Strip Dimmer Actuator is used for single-color low voltage LED strips. It allows switching on, switching off, and dimming the LED strips. It is a perfect solution for use in conventional installations without placing KNX bus cables with its bi-directional KNX RF communication functionality.



# KNX - RF System Solutions

## KNX - RF System Solutions



### ITR710-0003 KNX RF 1 Channel 110 V DC Ballast Dimmer Actuator

Interra one-channel KNX RF S-Mode Wireless Dimming Actuator is used for 1/10VDC Drivers or Ballasts, with LED or Fluorescence lighting. It is a perfect solution for use in conventional installations without placing KNX bus cables with its bi-directional KNX RF communication functionality. It can control up to a maximum of 100 equipments.



### ITR711-0001 KNX RF 2 Channel Switch or 1 Channel Blind Actuator

Interra Multifunctional Actuator can work as 2 Channel switch actuator or 1 Channel Blind/Shutter actuator. It has 2 inputs for the conventional pushbutton, which can be configured independently, through the ETS such as switching, blind/shutter control, scenes, or value sending. This device is a perfect solution for use in conventional installations without placing KNX bus cables with its bi-directional KNX RF communication functionality.



### ITR720-0001 KNX RF Temperature, Luminosity & Humidity Sensor

Interra KNX RF Wireless Temperature, Luminosity, or Relative Humidity sensor S-Mode is a perfect solution for use in conventional installations without placing KNX bus cables. Communication with the KNX Bus must be carried out using a KNX / KNX RF S-Mode media coupler.



### ITR750-0002 KNX RF/TP Media Coupler 673.1 secure

It is designed to bridge communication between KNX RF (Radio Frequency) and KNX TP (Twisted Pair) networks. It acts as a bridge between wireless RF devices, such as sensors and actuators, and wired TP devices, ensuring smooth data transmission and synchronization across both networks. Simply connect the media coupler to the KNX TP bus and configure the RF network parameters using KNX programming software, such as ETS5 and ETS6. It has a standard compact flush mounted housing and transparent ABS and including internal antenna.



### ITR755-0002 KNX RF USB Interface stick

It is a handy device that lets you wirelessly connect your PC or laptop to a KNX installation. It is perfect for tasks like addressing, programming, or diagnostics using ETS5 software or higher. The USB stick communicates with the KNX system through wireless signals, eliminating the need for cables without a need of extra software on your PC.





# Interra: Mastering Lighting Control



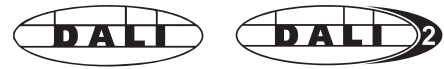
# DALI-2 System Devices

## DALI Master Controller

A unique lighting experience with maximum flexibility!

Interra 1x64 DALI Master Controller is a certified DT0, DT1, DT6, DT8-TC, DT8-RGB, DT8-RGBW compatible DALI-2 Master Application Controller capable of controlling DALI-2 lighting control gears, and DALI-2 control devices. DALI devices (ballasts, etc.) connected to the line are supplied with the internal DALI power supply. Interra DALI Master controllers can control and power up to two DALI-2 networks.

With each DALI channel up to 64 DALI devices, 16 groups, and 16 scenarios can be controlled. It can be scaled up to large and complex projects by networking multiple DALI masters together using a standard TCP/IP Ethernet connection. It has embedded commissioning software and all programming data is stored within the system itself eliminating a central point of failure and the need to always program with the latest saved configuration file. Interra supports simple application programming with pre-defined function blocks for DALI.



### Interra KNX - DALI Master Controller (1x64 DALI)

Product Code	Dimensions (W×H×D)	Notes
ITR832-0101	70 x 90 x 64.5 mm	<b>DALI Line Output:</b> 1 x 64 Single Channel <b>Power Consumption:</b> 6 W <b>DALI Voltage:</b> Typical 19 V DC Requires professional KNX installation.

### Interra KNX - DALI Master Controller (2x64 DALI)

Product Code	Dimensions (W×H×D)	Notes
ITR832-0102	70 x 90 x 64.5 mm	<b>DALI Line Output:</b> 2 x 64 Single Channel <b>Power Consumption:</b> 13 W <b>DALI Voltage:</b> Typical 19 V DC Requires professional KNX installation.





**Control Options**

Interra DALI Master supports up to 64 DALI devices per channel and has the ability to create up to 16 DALI groups per channel. There are individual, group and broadcast control options.



**Emergency Lighting**

Interra DALI Master provides control for emergency lighting and has automatic function and battery tests for emergency lighting products.



**Tunable White and RGBW**

Interra DALI Master can control tunable white ballasts and offers RGB or RGBW control options.



**Quick Commissioning**

Interra DALI Master has a fast and practical commissioning of repetitive parametric structures with its template structure.



**Manual Control**

Interra DALI Master can be controlled manually with the LCD screen and buttons.



**Remote Update**

Interra DALI Master has remote software update functionality so you can upgrade your products whenever new software is released.



**Fault Checking**

Interra DALI Master can detect faulty ballast and lighting in projects.



**Integrated DALI PSU**

With its integrated DALI Power Supply, Interra DALI Master feeds DALI lines.

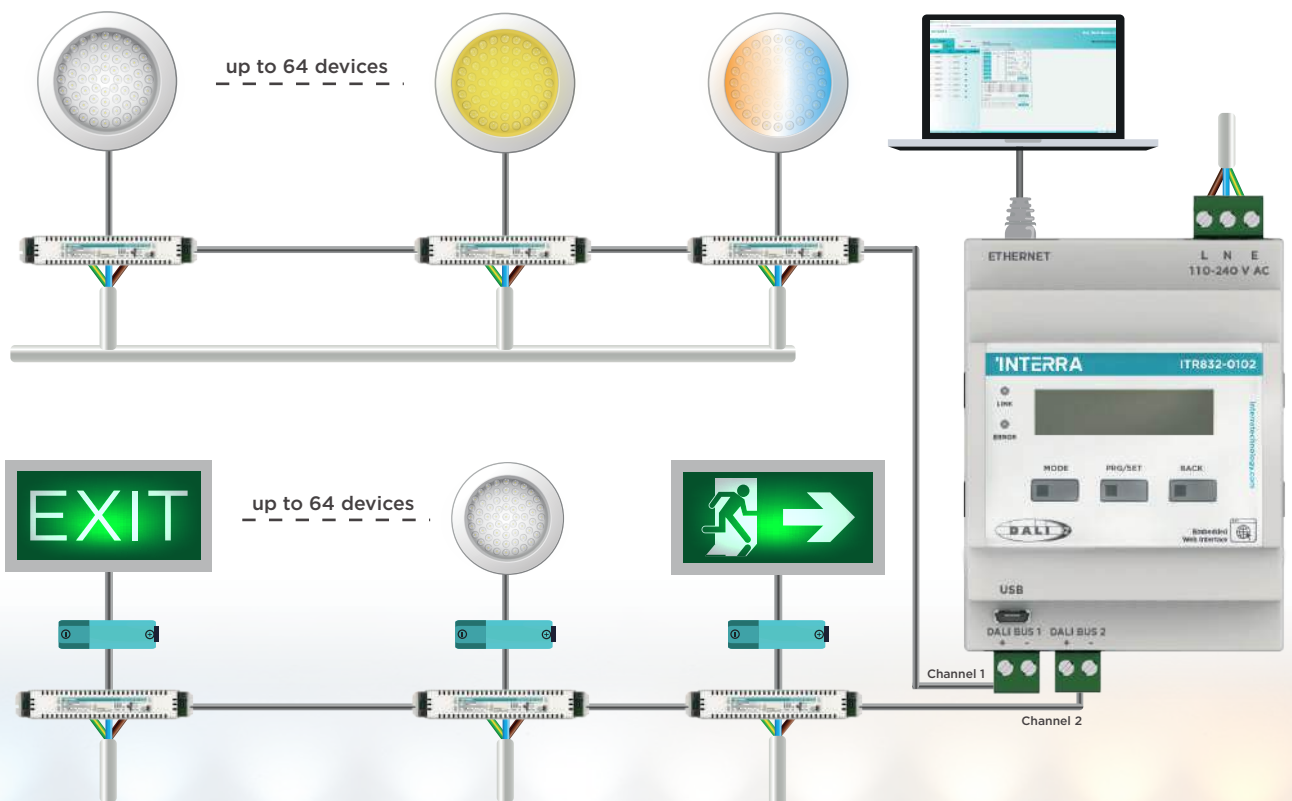


**Embedded Software**

It can be deployed via embedded web-based software. It can enable commissioning by protecting the addressed fields. Supports application programming with predefined function blocks.



**General Connection Diagram**



# DALI-2 System Devices

## DALI Multi Sensor Series



### Presence & Motion Sensors

With the new Interra Sensor series, which is a unique combination of safety, efficiency and comfort with the slimmest design in its class, functions such as indoor energy and lighting management, heating and air conditioning can be integrated into building automation systems intelligently and reliably.

Interra DALI-2 Presence and Motion Sensors are multifunctional sensors suitable for low and high ceiling indoor use with medium and wide range detection feature from 11 m to 48 m.

- ✔ Presence, Brightness, Motion, Internal and External Temperature Detection
- ✔ 4 Independent Presence Channels for Constant Light Control
- ✔ 5 Independent Logic Blocks (“AND”, “OR” and “XOR”)
- ✔ Integrated “Virtual Card Holder” Feature for Hotel Projects
- ✔ Master/Slave Mode
- ✔ 2 Digital Inputs and 1 Analog Input



### DALI Motion Sensors

**Technology:** Passive Infrared  
**Setup:** Interior  
**Mounting Height:** 4 m - 15 m  
**Current Consumption:** 5 mA  
**Brightness Detection:** 1-1200 lux  
**Inputs:** 2 Digital & 1 Analog Inputs  
**Max. Air Humidity:** % 90 BN  
**Pollution Degree:** 2  
**Recessed Protection Type:** IP 20  
**Surface Mounted Protection Type:** IP 44



### DALI Presence Sensors

**Technology:** Passive Infrared  
**Setup:** Interior  
**Mounting Height:** 2.5 m - 4 m  
**Current Consumption:** 5 mA  
**Brightness Detection:** 1-1200 lux  
**Inputs:** 2 Digital & 1 Analog Inputs  
**Max. Air Humidity:** % 90 BN  
**Pollution Degree:** 2  
**Recessed Protection Type:** IP 20  
**Surface Mounted Protection Type:** IP 44

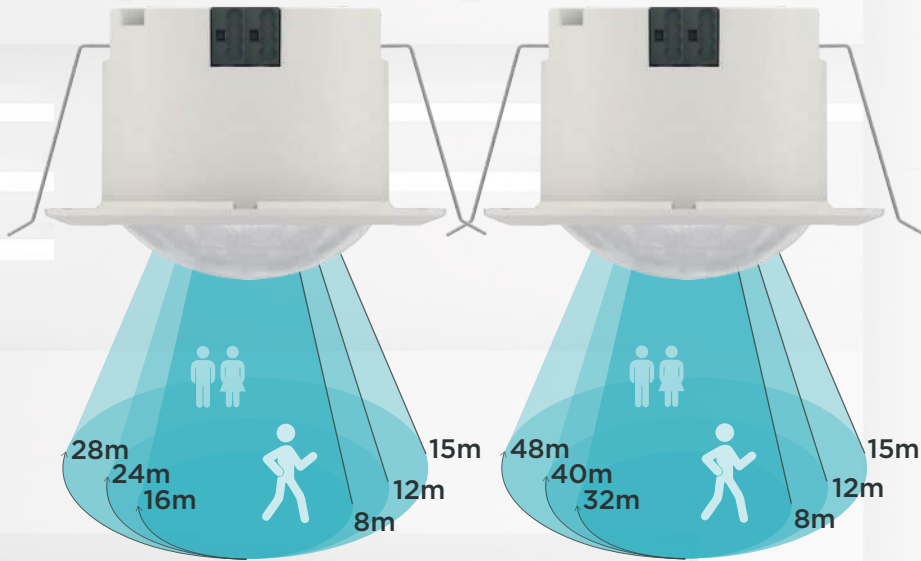


# DALI-2 System Devices

## DALI Multi Sensor Series

**DALI High-Bay Motion sensor**

**DALI High-Bay+ Motion sensor**

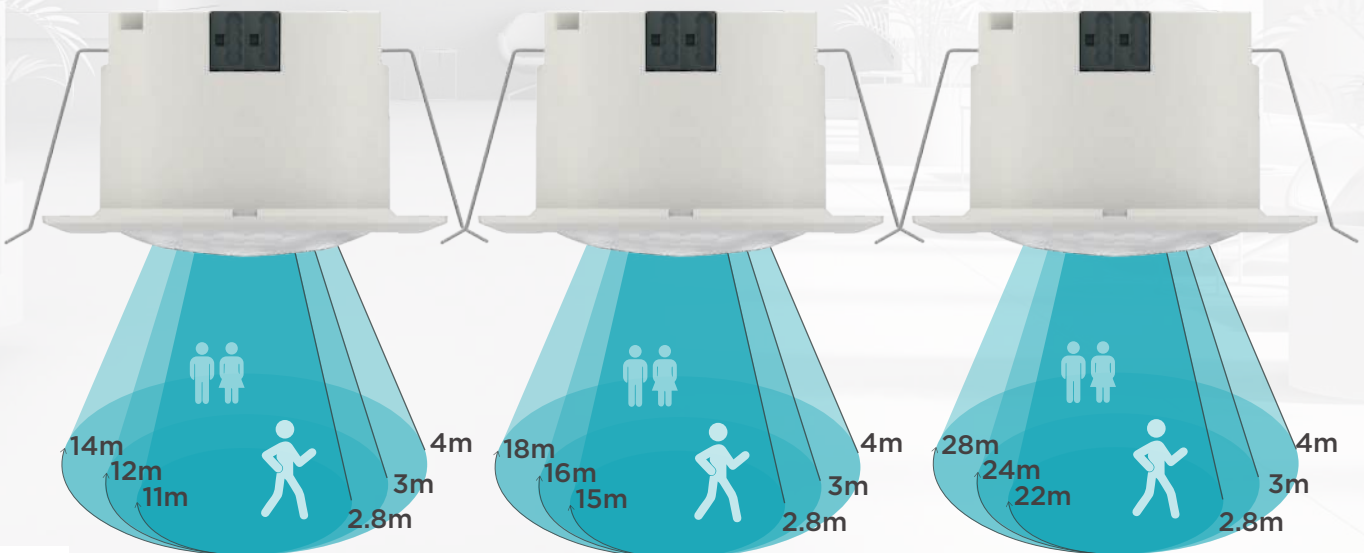


## DALI Multi Presence Sensor Detection Ranges

**DALI Mid-Range Presence Sensor**

**DALI Mid-Range+ Presence Sensor**

**DALI Wide-Range Presence Sensor**



# DALI-2 System Devices

## DALI Multi Sensor Series



### Mid-Range DALI Presence Sensor - White

Product Code	Dimensions (WxHxD)	Notes
ITR415-1001	70 × 41,8 mm	<b>Sensor Technology :</b> Passive Infrared <b>Power Supply:</b> 19 V DC Power Supply <b>Installation Environment:</b> Indoor <b>Inputs:</b> 2 x Digital Input, 1 x Analog Input <b>Type of Protection:</b> Flush Mount : IP 20, Surface Mount : IP 44 Requires professional DALI installation.



### Wide-Range DALI Presence Sensor - White

Product Code	Dimensions (WxHxD)	Notes
ITR415-1003	70 × 41,8 mm	<b>Sensor Technology :</b> Passive Infrared <b>Power Supply:</b> 19 V DC Power Supply <b>Installation Environment:</b> Indoor <b>Inputs:</b> 2 x Digital Input, 1 x Analog Input <b>Type of Protection:</b> Flush Mount : IP 20, Surface Mount : IP 44 Requires professional DALI installation.



### Mid-Range DALI Presence Sensor - Black

Product Code	Dimensions (WxHxD)	Notes
ITR415-1101	70 × 41,8 mm	<b>Sensor Technology :</b> Passive Infrared <b>Power Supply:</b> 19 V DC Power Supply <b>Installation Environment:</b> Indoor <b>Inputs:</b> 2 x Digital Input, 1 x Analog Input <b>Type of Protection:</b> Flush Mount : IP 20, Surface Mount : IP 44 Requires professional DALI installation.



### Wide-Range DALI Presence Sensor - Black

Product Code	Dimensions (WxHxD)	Notes
ITR415-1103	70 × 41,8 mm	<b>Sensor Technology :</b> Passive Infrared <b>Power Supply:</b> 19 V DC Power Supply <b>Installation Environment:</b> Indoor <b>Inputs:</b> 2 x Digital Input, 1 x Analog Input <b>Type of Protection:</b> Flush Mount : IP 20, Surface Mount : IP 44 Requires professional DALI installation.



# DALI-2 System Devices

## DALI Multi Sensor Series



### High-Bay DALI Motion Sensor - White

Product Code	Dimensions (WxHxD)	Notes
ITR415-1004	70 × 48 mm	<b>Sensor Technology :</b> Passive Infrared <b>Power Supply:</b> 19 V DC Power Supply <b>Installation Environment:</b> Indoor <b>Inputs:</b> 2 x Digital Input, 1 x Analog Input <b>Type of Protection:</b> Flush Mount : IP 20, Surface Mount : IP 44 Requires professional DALI installation.



### High-Bay+ DALI Motion Sensor - White

Product Code	Dimensions (WxHxD)	Notes
ITR415-1005	70 × 48 mm	<b>Sensor Technology :</b> Passive Infrared <b>Power Supply:</b> 19 V DC Power Supply <b>Installation Environment:</b> Indoor <b>Inputs:</b> 2 x Digital Input, 1 x Analog Input <b>Type of Protection:</b> Flush Mount : IP 20, Surface Mount : IP 44 Requires professional DALI installation.



### High-Bay DALI Motion Sensor - Black

Product Code	Dimensions (WxHxD)	Notes
ITR415-1104	70 × 48 mm	<b>Sensor Technology :</b> Passive Infrared <b>Power Supply:</b> 19 V DC Power Supply <b>Installation Environment:</b> Indoor <b>Inputs:</b> 2 x Digital Input, 1 x Analog Input <b>Type of Protection:</b> Flush Mount : IP 20, Surface Mount : IP 44 Requires professional DALI installation.



### High-Bay+ DALI Motion Sensor - Black

Product Code	Dimensions (WxHxD)	Notes
ITR415-1105	70 × 48 mm	<b>Sensor Technology :</b> Passive Infrared <b>Power Supply:</b> 19 V DC Power Supply <b>Installation Environment:</b> Indoor <b>Inputs:</b> 2 x Digital Input, 1 x Analog Input <b>Type of Protection:</b> Flush Mount : IP 20, Surface Mount : IP 44 Requires professional DALI installation.

## Surface Mounted Enclosures for Motion & Presence Sensors



### Surface Mounting Case - White

Product Code	Dimensions (WxHxD)	Notes
ITR415-9004	70 × 41,8 mm	Does not require professional installation.



### Surface Mounting Case - Black

Product Code	Dimensions (WxHxD)	Notes
ITR415-9904	70 × 41,8 mm	Does not require professional installation.



# DALI-2 System Devices

## Binary Input Series



### DALI-2 Binary Input - 2 Channel

Product Code	Dimensions (WxHxD)	Notes
ITR102-1000	40 x 10 x 40 mm	<b>Power Supply:</b> 20 V DC <b>Power Consumption:</b> 50 mW <b>Type of Protection:</b> IP 20 <b>Temperature Range:</b> Operation (-5°C...45°C) - Storage (-25°C...60°C)



### DALI-2 Binary Input - 4 Channel

Product Code	Dimensions (WxHxD)	Notes
ITR104-1000	40 x 10 x 40 mm	<b>Power Supply:</b> 20 V DC <b>Power Consumption:</b> 50 mW <b>Type of Protection:</b> IP 20 <b>Temperature Range:</b> Operation (-5°C...45°C) - Storage (-25°C...60°C)



### DALI-2 Binary Input - 6 Channel

Product Code	Dimensions (WxHxD)	Notes
ITR106-1000	40 x 10 x 40 mm	<b>Power Supply:</b> 20 V DC <b>Power Consumption:</b> 50 mW <b>Type of Protection:</b> IP 20 <b>Temperature Range:</b> Operation (-5°C...45°C) - Storage (-25°C...60°C)



# DALI-2 System Devices

## DALI / KNX Gateways Series



### Interra KNX - DALI Gateway w/ Ethernet (1x64 DALI)

Product Code	Dimensions (W×H×D)	Notes
ITR832-0001	70 x 90 x 64.5 mm	<b>KNX Line Current Con.:</b> 13 mA <b>DALI Line Current Con.:</b> 1 x 250 mA <b>Power Consumption:</b> 6 W <b>DALI Voltage:</b> Typical 19 V DC Requires professional KNX installation.



### Interra KNX - DALI Gateway w/ Ethernet (2x64 DALI)

Product Code	Dimensions (W×H×D)	Notes
ITR832-0002	70 x 90 x 64.5 mm	<b>KNX Line Current Con.:</b> 13 mA <b>DALI Line Current Con.:</b> 1 x 250 mA <b>Power Consumption:</b> 13 W <b>DALI Voltage:</b> Typical 19 V DC Requires professional KNX installation.



### Interra KNX / DALI Gateway (1x64 DALI)

Product Code	Dimensions (W×H×D)	Notes
ITR832-0011	70 x 90 x 64.5 mm	<b>KNX Line Current Con.:</b> 13 mA <b>DALI Line Current Con.:</b> 1 x 250 mA <b>Power Consumption:</b> 6 W <b>DALI Voltage:</b> Typical 19 V DC Requires professional KNX installation.



### Interra KNX / DALI Gateway (2x64 DALI)

Product Code	Dimensions (W×H×D)	Notes
ITR832-0012	70 x 90 x 64.5 mm	<b>KNX Line Current Con.:</b> 13 mA <b>DALI Line Current Con.:</b> 1 x 250 mA <b>Power Consumption:</b> 13 W <b>DALI Voltage:</b> Typical 19 V DC Requires professional KNX installation.



## Driver Series



### 10W DALI-2 Driver NFC Programmable DT6 LED Driver Constant Current

Product Code	Dimensions (WxHxD)	Notes
ITR832-1110	101 x 36 x 25 mm	<b>Input Voltage:</b> 200-240 V AC <b>Standby Power Consumption:</b> <0.5W <b>Rated Power:</b> Max. 10W <b>Current:</b> 100-500 mA via NFC setting <b>DC Voltage:</b> 3 - 42 V DC <b>Size (L*W*H):</b> 101 x 36 x 25 mm



### 12W DALI-2 Driver NFC Programmable DT6 LED Driver Constant Current

Product Code	Dimensions (WxHxD)	Notes
ITR832-1111	135 x 35 x 20 mm	<b>Input Voltage:</b> 200-240 V AC <b>Standby Power Consumption:</b> <0.5W <b>Rated Power:</b> Max. 12W <b>Current:</b> 100-700 mA via NFC setting <b>DC Voltage:</b> 6 - 42 V DC <b>Size (L*W*H):</b> 135 x 35 x 20 mm



### 25W DALI-2 Driver NFC Programmable DT6 LED Driver Constant Current

Product Code	Dimensions (WxHxD)	Notes
ITR832-1112	120 x 41 x 28 mm	<b>Input Voltage:</b> 200-240 V AC <b>Standby Power Consumption:</b> <0.5W <b>Rated Power:</b> Max. 25W <b>Current:</b> 250-700 mA via NFC setting <b>DC Voltage:</b> 6 - 58 V DC <b>Size (L*W*H):</b> 120 x 41 x 28 mm



### 36W DALI-2 Driver NFC Programmable DT6 LED Driver Constant Current

Product Code	Dimensions (WxHxD)	Notes
ITR832-1113	145 x 45 x 28 mm	<b>Input Voltage:</b> 200-240 V AC <b>Standby Power Consumption:</b> <0.5W <b>Rated Power:</b> Max. 45W <b>Current:</b> 350-1050 mA via NFC setting <b>DC Voltage:</b> 6 - 54 V DC <b>Size (L*W*H):</b> 145 x 45 x 28 mm



### 45W DALI-2 Driver NFC Programmable DT6 LED Driver Constant Current

Product Code	Dimensions (WxHxD)	Notes
ITR832-1114	145 x 45 x 28 mm	<b>Input Voltage:</b> 200-240 V AC <b>Standby Power Consumption:</b> <0.5W <b>Rated Power:</b> Max. 45W <b>Current:</b> 500-1400 mA via NFC setting <b>DC Voltage:</b> 6 - 58 V DC <b>Size (L*W*H):</b> 145 x 45 x 28 mm



### 65W DALI-2 Driver NFC Programmable DT6 LED Driver Constant Current

Product Code	Dimensions (WxHxD)	Notes
ITR832-1115	123.9 x 78.8 x 30 mm	<b>Input Voltage:</b> 200-240 V AC <b>Standby Power Consumption:</b> <0.5W <b>Rated Power:</b> Max. 65W <b>Current:</b> 500-1500 mA via NFC setting <b>DC Voltage:</b> 6 - 58 V DC <b>Size (L*W*H):</b> 123.9 x 78.8 x 30 mm



### 100W KNX Led Driver Constant Voltage

Product Code	Dimensions (WxHxD)	Notes
ITR832-0120	365.6 x 43 x 30 mm	<b>Number of Channel:</b> 4 Channels <b>Input Voltage:</b> 100-240 V AC <b>Power Factor:</b> >0.9 <b>Rated Power:</b> Max. 100W <b>Bus Operating Voltage:</b> 21-30 V DC via KNX Bus <b>DC Voltage:</b> 24 V DC <b>Size (L*W*H):</b> 244 x 64 x 32 mm





Stay  
**Connected**  
Stay  
**Secure**



# Building Video Communication

## Apartment Type Outdoor Video Stations



### Android Outdoor Video Intercom - Aluminum + Tempered Glass

Product Code	Dimensions (W×H×D)	Notes
ITR650-0006	295 x 133 x 42.7 mm	Aluminum+ Tempered Glass 3 Relays 2MP Camera 110° Horizontal • IP65 IC&ID&BLE Induction Loop Flush Mounting & Surface Mounting PoE or 12VDC 295 x 133 x 42.7 mm (Surface Mounting) 295 x 133 x 63.5 mm (Flush Mounting)



### Linux Outdoor Video Intercom - Aluminum + Tempered Glass

Product Code	Dimensions (W×H×D)	Notes
ITR650-0011	295 x 133 x 42.7 mm	Aluminum+ Tempered Glass 3 Relays 2MP Camera WDR 110° Horizontal • IP65 IC&ID&BLE&Face Induction Loop Flush Mounting & Surface Mounting PoE+ or 12VDC 295 x 133 x 42.7 mm (Surface Mounting) 295 x 133 x 63.5 mm (Flush Mounting)



### Android Outdoor Video Intercom - 10.1" Touch Screen

Product Code	Dimensions (W×H×D)	Notes
ITR651-0003	180 x 400 x 45 mm	<b>Power Supply:</b> 12 V DC, PoE <b>Power Consumption:</b> 3 W (Standby Power), 13 W (Rated Power) <b>Communication:</b> TCP/IP, SIP, VOIP, RTSP <b>Operating System:</b> Android 4.4.2 <b>CPU:</b> Quad Core 1.3 GHz <b>Memory:</b> 512 MB SD RAM, 8 GB Flash <b>Display:</b> 10.1" TFT LCD, 1024X600 <b>Door Realy Control Method:</b> DTMF, PIN Code, IC/ID Card Face Recognition, NFC <b>Facial Recognition:</b> 10.000 different face recognition <b>Reader:</b> 100.000 IC/ID Cards <b>Material:</b> Aluminium Alloy / Tempered Glass <b>Colour:</b> Light Grey and Black



### Android Outdoor Video Intercom - Aluminium Touch Buttons

Product Code	Dimensions (W×H×D)	Notes
ITR650-0001	158 x 380 x 54.5 mm	<b>Power Supply:</b> 12 V DC, PoE <b>Power Consumption:</b> 3 W (Standby Power), 10 W (Rated Power) <b>Communication:</b> TCP/IP, SIP, VOIP, RTSP <b>Operating System:</b> Android 4.4.2 <b>CPU:</b> Quad Core 1.3 GHz <b>Memory:</b> 512 MB SD Ram, 8 GB Flash, 32 GB Micro SD Card <b>Keypad:</b> Piezoelectric Keypad <b>Door Realy Control Method:</b> DTMF, HTTP, Key Code, IC/ID Card, Face recognition <b>Facial Recognition:</b> 10.000 different face recognition <b>Material:</b> Aluminium Alloy <b>Colour:</b> Light Grey and Black



# Building Video Communication

## Apartment Type Outdoor Video Stations



### Linux Outdoor Video Intercom - Mechanical Buttons

Product Code	Dimensions (W×H×D)	Notes
ITR650-0002	158 x 380 x 54.5 mm	<b>Power Supply:</b> 12 V DC, PoE <b>Power Consumption:</b> 3 W (Standby Power), 10 W (Rated Power) <b>Communication:</b> TCP/IP, SIP, VOIP, RTSP <b>Operating System:</b> Android 4.4.2 <b>CPU:</b> Quad Core 1.3 GHz <b>Memory:</b> 512 MB SD Ram, 8 GB Flash, 32 GB Micro SD Card <b>Keypad:</b> Piezoelectric Keypad <b>Door Realy Control Method:</b> DTMF, HTTP, Key Code, IC/ID Card, Face Recognition <b>Facial Recognition:</b> 10,000 different face recognition <b>Material:</b> Aluminum Alloy <b>Colour:</b> Light Grey and Black



### Android Outdoor Video Intercom - Black Glass Touch Buttons

Product Code	Dimensions (W×H×D)	Notes
ITR651-0001	158 x 380 x 54.5 mm	<b>Power Supply:</b> 12 V DC, PoE <b>Power Consumption:</b> 3 W (Standby Power), 10 W (Rated Power) <b>Communication:</b> TCP/IP, SIP, VOIP, RTSP <b>Operating System:</b> Android 4.4.2 <b>CPU:</b> Quad Core 1.3 GHz <b>Memory:</b> 512 MB SD Ram, 8 GB Flash, 32 GB Micro SD Card <b>Keypad:</b> Touch Keypad <b>Door Realy Control Method:</b> DTMF, HTTP, Key Code, IC/ID Card, Face Recognition <b>Facial Recognition:</b> 10,000 different face recognition <b>Reader:</b> 100,000 IC/ID Cards <b>Material:</b> Aluminum Alloy / Tempered Glass <b>Colour:</b> Light Grey and Black



### Android Outdoor Video Intercom - Mechanical Buttons

Product Code	Dimensions (W×H×D)	Notes
ITR650-0003	158 x 380 x 54.5 mm	<b>Power Supply:</b> 12 V DC, PoE <b>Power Consumption:</b> 3 W (Standby Power), 10 W (Rated Power) <b>Communication:</b> TCP/IP, SIP, VOIP, RTSP <b>Operating System:</b> Android 4.4.2 <b>CPU:</b> Quad Core 1.3 GHz <b>Memory:</b> 512 MB SD Ram, 8 GB Flash, 32 GB Micro SD Card <b>Keypad:</b> Piezoelectric Keypad <b>Door Realy Control Method:</b> DTMF, HTTP, Key Code, IC/ID Card, Face recognition <b>Facial Recognition:</b> 10,000 different face recognition <b>Material:</b> Aluminum Alloy <b>Colour:</b> Light Grey and Black



# Building Video Communication

## Villa Type Outdoor Video Stations



### Surface Mounted Villa Type Intercom Outdoor Station w/ Push Button & Name Tag

Product Code	Dimensions (W×H×D)	Notes
ITR641-0005	95 x 190 x 27 mm	<b>Power Supply:</b> 12 V DC, PoE <b>Power Consumption:</b> 3 W (Standby Power), 10 W (Rated Power) <b>Communication:</b> TCP/IP, SIP, VOIP, RTSP <b>Operating System:</b> Linux <b>CPU:</b> 1 GHz <b>Memory:</b> 64 MB SD Ram 128 MB Flash <b>Reader:</b> 20.000 IC/ID Cards <b>Door Realy Control Method:</b> DTMF, HTTP, IC/ID Card, <b>Video Codec / Audio Codec:</b> H.264 / G711 <b>Night Vision:</b> LED Night Vision <b>Material:</b> Plastic <b>Colour:</b> Light Grey and Black



### Linux Villa Type Outdoor Intercom Station - Push Button / Card Reader

Product Code	Dimensions (W×H×D)	Notes
ITR640-0001	111 x 170.5 x 38.6 mm	<b>Power Supply:</b> 12 V DC, PoE <b>Power Consumption:</b> 1.5 W (Standby Power), 3 W (Rated Power) <b>Communication:</b> TCP/IP, SIP, VOIP, RTSP <b>Operating System:</b> Linux <b>CPU:</b> 1 GHz <b>Memory:</b> 64 MB SD Ram 128 MB Flash <b>Reader:</b> 10.000 IC/ID Cards <b>Door Realy Control Method:</b> DTMF, HTTP, IC/ID Card, <b>Video Codec / Audio Codec:</b> H.264 / G711 <b>Night Vision:</b> LED Night Vision <b>Material:</b> Plastic <b>Colour:</b> Light Grey and Black



### Linux Villa Type Outdoor Intercom Station - Password Keypad & Push Button w/ Name Tag

Product Code	Dimensions (W×H×D)	Notes
ITR641-0002	116 x 192 x 47 mm	<b>Power Supply:</b> 12 V DC, PoE <b>Power Consumption:</b> 1.5 W (Standby Power), 3 W (Rated Power) <b>Communication:</b> TCP/IP, SIP, VOIP, RTSP <b>Operating System:</b> Linux <b>CPU:</b> 1 GHz <b>Memory:</b> 64 MB SD Ram 128 MB Flash <b>Reader:</b> 20.000 IC/ID Cards <b>Door Realy Control Method:</b> DTMF, HTTP, IC/ID Card, <b>Video Codec / Audio Codec:</b> H.264 / G711 <b>Night Vision:</b> LED Night Vision <b>Material:</b> Plastic <b>Colour:</b> Light Grey and Black



### Linux Villa Type Outdoor Intercom Station - Touch Button / Card Reader

Product Code	Dimensions (W×H×D)	Notes
ITR641-0001	99.5 x 160 x 47 mm	<b>Power Supply:</b> 12 V, PoE <b>Power Consumption:</b> 1.5 W (Standby Power), 3 W (Rated Power) <b>Communication:</b> TCP/IP, SIP, VOIP, RTSP <b>Operating System:</b> Linux <b>CPU:</b> 1 GHz <b>Memory:</b> 64 MB SD Ram 128 MB Flash <b>Reader:</b> 20.000 IC/ID Cards <b>Door Realy Control Method:</b> DTMF, HTTP, IC/ID Card, <b>Video Codec / Audio Codec:</b> H.264 / G711 <b>Night Vision:</b> LED Night Vision <b>Material:</b> Aluminum Alloy / Tempered Glass Panel <b>Colour:</b> Gold, Black



### Black Mini Outdoor Station w/ Card Reader & Push Button

Product Code	Dimensions (W×H×D)	Notes
ITR640-0003	90 x 153 x 27 mm	<b>Power Supply:</b> 12 V DC, PoE <b>Power Consumption:</b> 1.5 W (Standby Power), 3 W (Rated Power) <b>Communication:</b> TCP/IP, SIP, VOIP, RTSP <b>Operating System:</b> Linux <b>CPU:</b> 1 GHz <b>Memory:</b> 64 MB SD Ram 128 MB Flash <b>Reader:</b> 20.000 IC/ID Cards <b>Door Realy Control Method:</b> DTMF, HTTP, IC/ID Card, <b>Night Vision:</b> LED Night Vision <b>Material:</b> Plastic <b>Colour:</b> Light Grey and Black

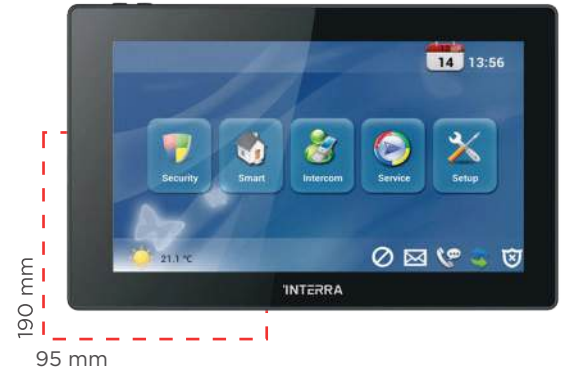


# Building Video Communication

## Indoor Monitors

The simple, elegant, and modern design of the Interra 10.1" and 7" Black Linux Indoor Monitors creates a perfect impact on your living spaces. With its colorful screen, premium video, and audio quality, you will enjoy crystal-clear audio communication with your guests.

It allows you to check the call recordings, and unlock the door remotely, and it supports 8 different alarm zones with three different scenario setups. It complies with SIP, and VOIP standards for easy integration in every SIP, VOIP-capable device.



### General Main Features:

- VOIP: supports video calls, camera monitor, unlock, VOIP communication, and check the call records
- Security: supports 8 different regions with 3 different scenarios
- Linux OS
- Watching the outdoor video station camera
- User interface customization



### 10.1" Black Linux Indoor Monitor w/ 12V DC / POE

Product Code	Dimensions (W×H×D)	Notes
ITR660-0002	95 x 190 x 27 mm	<b>Power Supply:</b> 12 V DC, PoE <b>Rated Power Consumption:</b> 9 W <b>Display Screen :</b> 10" TFT LCD Screen, 1024 x 600 <b>Communication:</b> TCP/IP, SIP, RTP, RTSP, NTP, UDP <b>Operating System:</b> Embedded Linux <b>CPU:</b> ARM Cortex-A7 1 GHz <b>Memory:</b> 64 MB DDR2 Ram 128 MB Flash <b>Material:</b> Acrylic Panel + ABS Casing <b>Colour:</b> Black



### 7" Black Linux Indoor Monitor w/ 12V DC / POE

Product Code	Dimensions (W×H×D)	Notes
ITR660-0003	116 x 192 x 47 mm	<b>Power Supply:</b> 12 V DC, PoE (12V) <b>Rated Power Consumption:</b> 9 W <b>Display Screen :</b> 7" TFT LCD Screen, 800 x 480 <b>Communication:</b> TCP/IP, SIP, VOIP, RTSP <b>Operating System:</b> Embedded Linux <b>CPU:</b> ARM Cortex-A7 1 GHz <b>Memory:</b> 64 MB SD Ram, 16 MB Flash <b>Material:</b> Acrylic Panel + ABS Casing <b>Colour:</b> Black



# Building Video Communication

## Access Controller



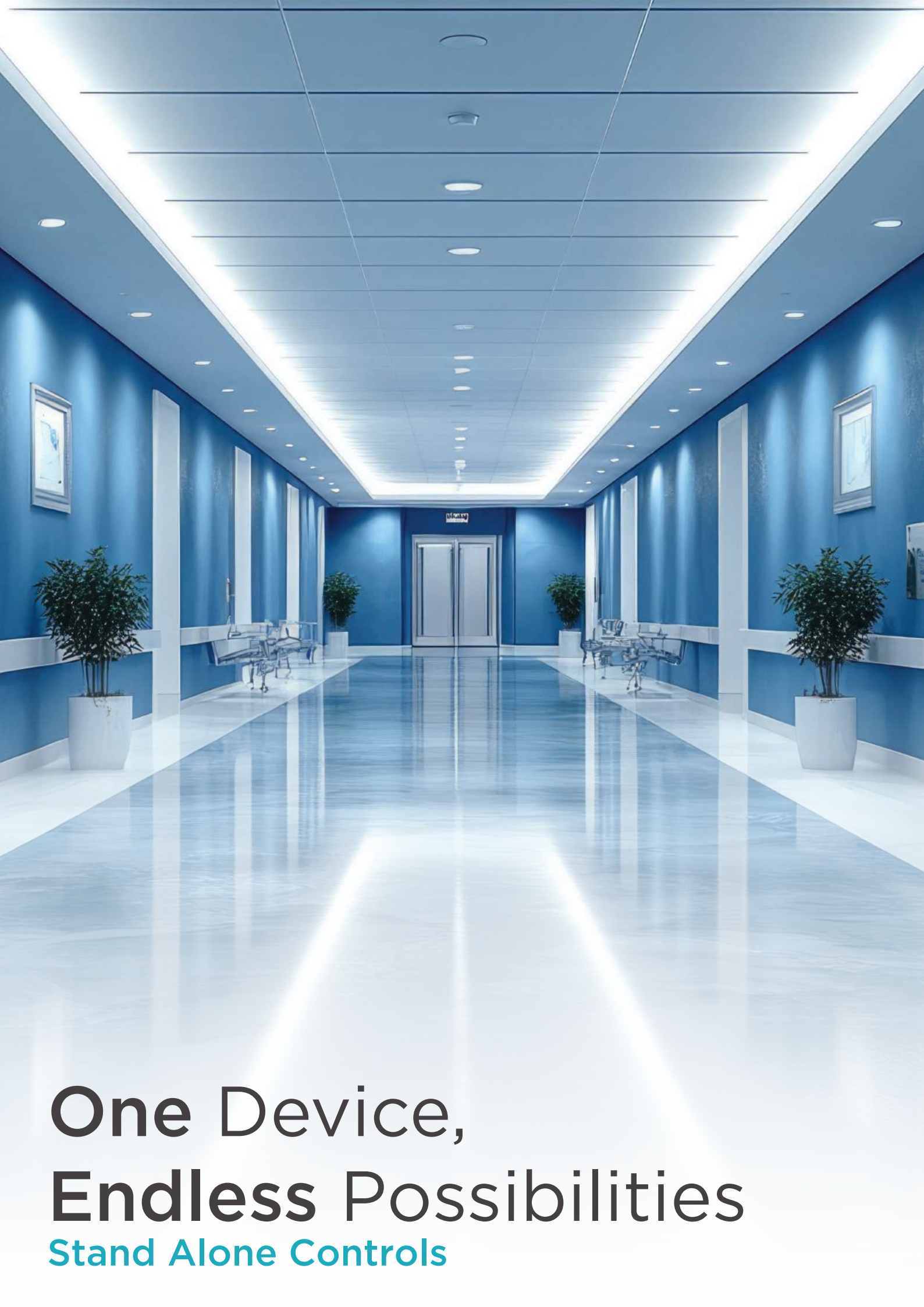
### Black Access Controller w/ Card Reader, Password Keypad and Touch Ring Button

- Product Size: 145 x 92 x 25 mm
- Button: Touch Button
- Power: DC12V
- IP Class: IP65
- Camera: CMOS 2M Pixels (optional)
- Video Resolution: 1280×720p
- LED Night Vision: Yes
- Protocol: TCP/IP, SIP

### Black Access Controller w/ Card Reader

Product Code	Dimensions (W×H×D)	Notes
ITR641-0006	145 x 92 x 25 mm	<b>Power Supply:</b> 12 V DC, PoE <b>Power Consumption:</b> 1.5 W (Standby Power) - 3 W (Rated Power) <b>Communication:</b> TCP/IP, SIP, VOIP, RTSP <b>Operating System:</b> Linux <b>CPU:</b> 1.5 GHz ARM Cortex-A7 <b>Memory:</b> 64 MB SD Ram, 128 MB Flash <b>Reader:</b> 20,000 IC/ID Cards <b>Material:</b> Aluminum Alloy / Tempered Glass Panel <b>Colour:</b> Black





**One Device,  
Endless Possibilities**  
Stand Alone Controls

# Stand Alone Controls

## Conventional Multi Sensor



### Mid Range Conventional Multi Presence Sensor

Product Code	Dimensions (WxHxD)	Notes
ITR415-2001	70 × 41,8 mm	<b>Sensor Technology:</b> Passive Infrared <b>Power Supply:</b> 9-15 V DC Power Supply <b>Installation environment:</b> Indoor <b>Type of Protection:</b> Flush Mount : IP 20 - II - Surface Mount : IP 44 - II



### Mid Range+ Conventional Multi Presence Sensor

Product Code	Dimensions (WxHxD)	Notes
ITR415-2002	70 × 41,8 mm	<b>Sensor Technology:</b> Passive Infrared <b>Power Supply:</b> 9-15 V DC Power Supply <b>Installation environment:</b> Indoor <b>Type of Protection:</b> Flush Mount : IP 20 - II - Surface Mount : IP 44 - II



### Wide Range Conventional Multi Presence Sensor

Product Code	Dimensions (WxHxD)	Notes
ITR415-2003	70 × 41,8 mm	<b>Sensor Technology:</b> Passive Infrared <b>Power Supply:</b> 9-15 V DC Power Supply <b>Installation environment:</b> Indoor <b>Type of Protection:</b> Flush Mount : IP 20 - II - Surface Mount : IP 44 - II



### High Bay Conventional Multi Presence Sensor

Product Code	Dimensions (WxHxD)	Notes
ITR415-2004	70 × 41,8 mm	<b>Sensor Technology:</b> Passive Infrared <b>Power Supply:</b> 9-15 V DC Power Supply <b>Installation environment:</b> Indoor <b>Type of Protection:</b> Flush Mount : IP 20 - II - Surface Mount : IP 44 - II



### High Bay+ Conventional Multi Presence Sensor

Product Code	Dimensions (WxHxD)	Notes
ITR415-2005	70 × 41,8 mm	<b>Sensor Technology:</b> Passive Infrared <b>Power Supply:</b> 9-15 V DC Power Supply <b>Installation environment:</b> Indoor <b>Type of Protection:</b> Flush Mount : IP 20 - II - Surface Mount : IP 44 - II



# Stand Alone Controls

## Conventional Multi Sensor



### Mid Range Conventional Multi Presence Sensor - Black

Product Code	Dimensions (WxHxD)	Notes
ITR415-2101	70 × 41,8 mm	<b>Sensor Technology:</b> Passive Infrared <b>Power Supply:</b> 9-15 V DC Power Supply <b>Installation environment:</b> Indoor <b>Type of Protection:</b> Flush Mount : IP 20 - II - Surface Mount : IP 44 - II



### Mid Range+ Conventional Multi Presence Sensor - Black

Product Code	Dimensions (WxHxD)	Notes
ITR415-2102	70 × 41,8 mm	<b>Sensor Technology:</b> Passive Infrared <b>Power Supply:</b> 9-15 V DC Power Supply <b>Installation environment:</b> Indoor <b>Type of Protection:</b> Flush Mount : IP 20 - II - Surface Mount : IP 44 - II



### Wide Range Conventional Multi Presence Sensor - Black

Product Code	Dimensions (WxHxD)	Notes
ITR415-2103	70 × 41,8 mm	<b>Sensor Technology:</b> Passive Infrared <b>Power Supply:</b> 9-15 V DC Power Supply <b>Installation environment:</b> Indoor <b>Type of Protection:</b> Flush Mount : IP 20 - II - Surface Mount : IP 44 - II



### High Bay Conventional Multi Presence Sensor - Black

Product Code	Dimensions (WxHxD)	Notes
ITR415-2104	70 × 41,8 mm	<b>Sensor Technology:</b> Passive Infrared <b>Power Supply:</b> 9-15 V DC Power Supply <b>Installation environment:</b> Indoor <b>Type of Protection:</b> Flush Mount : IP 20 - II - Surface Mount : IP 44 - II



### High Bay+ Conventional Multi Presence Sensor - Black

Product Code	Dimensions (WxHxD)	Notes
ITR415-2105	70 × 41,8 mm	<b>Sensor Technology:</b> Passive Infrared <b>Power Supply:</b> 9-15 V DC Power Supply <b>Installation environment:</b> Indoor <b>Type of Protection:</b> Flush Mount : IP 20 - II - Surface Mount : IP 44 - II



# Stand Alone Controls

## Conventional Detector



### Conventional Smoke Detector

Product Code	Dimensions (Φ x H)	Notes
ITR403-000X	100 x 50 mm	<b>Power Supply:</b> 10-33 V DC <b>Current Consumption:</b> 7.6 mA (Alarm) - 2.8 mA (Standby max.) <b>Type of Protection:</b> IP 44 <b>Temperature Range:</b> Operation (-30°C...50°C) - Storage (-30°C...70°C)



### Conventional Water Flood Detector

Product Code	Dimensions (WxHxD)	Notes
ITR400-0001	55 x 88,1 x 21,6 mm	<b>Power Supply:</b> 12 - 27 V DC* <b>Current Consumption:</b> 50 mA (Alarm Condition, @12 V DC) <b>Type of Protection :</b> IP 20 <b>Temperature Range:</b> Operation (0°C...40°C) - Storage (-10°C...75°C)



# Stand Alone Controls

## Conventional DND



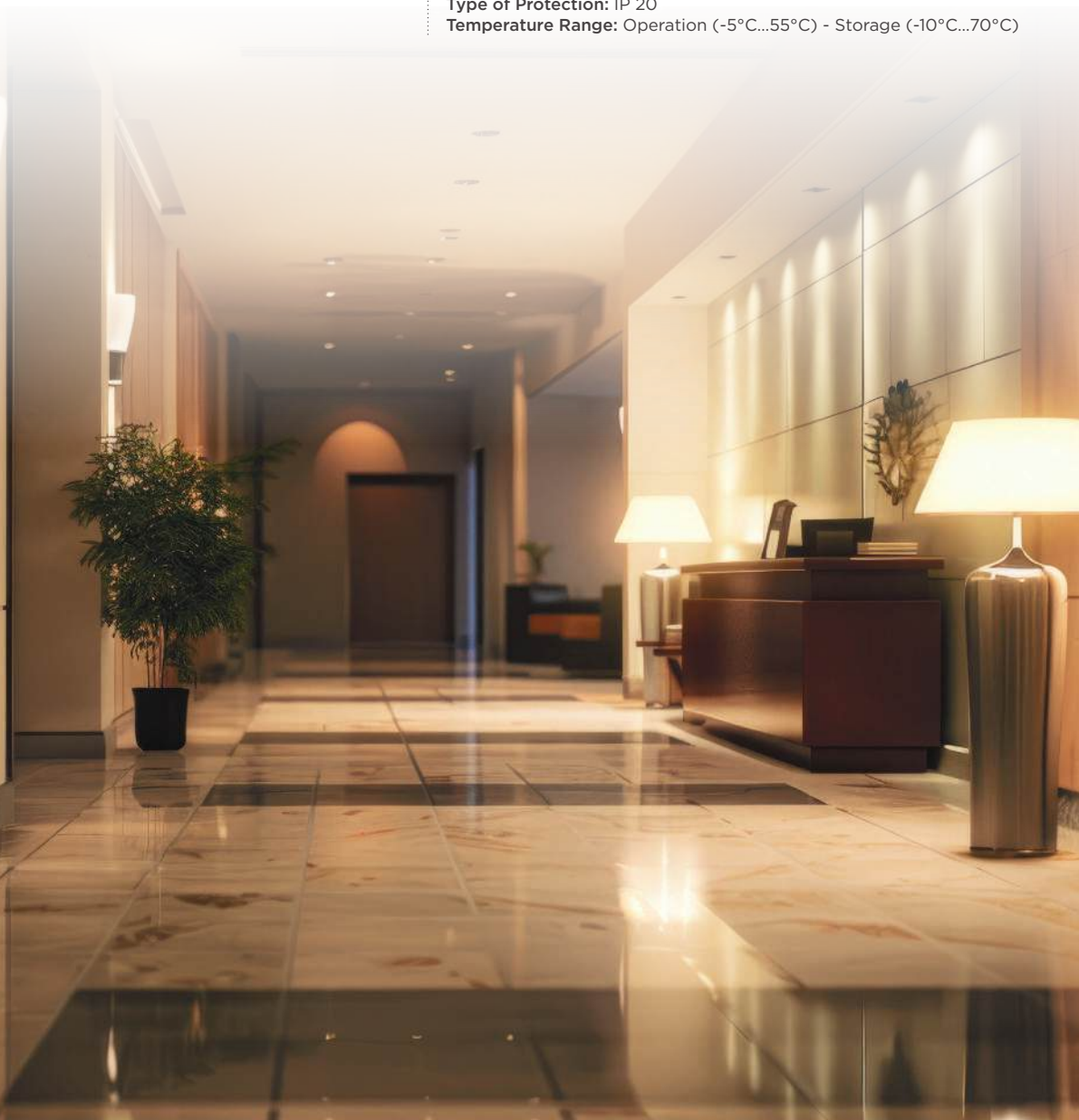
### Conventional DND Module - Plexi

Product Code	Dimensions (WxHxD)	Notes
ITR630-0002	103 x 179 x 33 mm	<b>Power Supply:</b> 12 - 36 V DC Power Supply <b>Power Consumption:</b> 12 - 36 V DC : 0.5 W <b>Type of Protection:</b> IP 20 <b>Temperature Range:</b> Operation (-5°C...55°C) - Storage (-10°C...70°C)



### Conventional DND Module - Glass

Product Code	Dimensions (WxHxD)	Notes
ITR630-0004	103 x 179 x 33 mm	<b>Power Supply:</b> 12 - 36 V DC Power Supply <b>Power Consumption:</b> 12 - 36 V DC : 0.5 W <b>Type of Protection:</b> IP 20 <b>Temperature Range:</b> Operation (-5°C...55°C) - Storage (-10°C...70°C)



# 'INTERRA

## Your Complete Solution Partner for Smart Building Systems

At Interra, we pride ourselves on being your trusted partner for smart building solutions. As a 100% project solution provider, we offer comprehensive turnkey solutions for smart building systems, tailored to meet your specific needs and requirements.



### Project Consultation and Design



### Installation and Commissioning



### Training and Support

Helpdesk online support e-mail: [help@interra.com.tr](mailto:help@interra.com.tr)

## Why Choose Interra?

// **Expertise:** With years of experience in the industry, Interra has the knowledge and expertise to deliver high-quality smart building solutions that exceed expectations.



**Custom Solution:** We understand that every project is unique. That's why offer customized solutions tailored to your specific needs, ensuring optimal performance and functionality.

**Customer Support:** From project inception to completion and beyond, Interra is committed to providing unparalleled customer support. Our dedicated teams are here to assist you every step of way. //

Experience the difference with Interra.  
Contact us today via [info@interra.com.tr](mailto:info@interra.com.tr) to learn more about our smart building solutions and how we can help you achieve your project goals.

# Residential References



More than 2500 residence references globally.



For more information please visit [interratechnology.com](http://interratechnology.com)

# Residential References



More than 1700 villa references globally.



For more information please visit [interratechnology.com](http://interratechnology.com)

# Commercial References

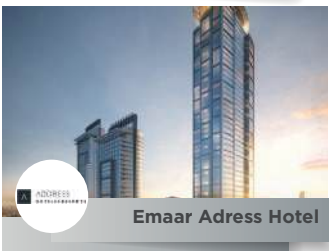

More than 430 commercial references globally.



For more information please visit [interratechnology.com](http://interratechnology.com)

# Hotel References



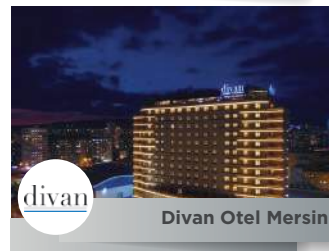

More than 200 hotel references globally.



For more information please visit [interratechnology.com](http://interratechnology.com)

# Hotel References

More than 200 hotel references globally.



For more information please visit [interratechnology.com](http://interratechnology.com)





# lujain

TECHNOLOGY SOLUTION

**Lujain Technology  
Solution**

Riyadh - KSA

T: +966 59 447 7065

E: [info@lujaintech.sa](mailto:info@lujaintech.sa)

[lujaintech.sa](http://lujaintech.sa)



Scan the QR code  
to visit our website